



HAI LI SUNG PORTFOLIO



Kari Soinio, *Tobacco*, from the series *Mirror*,  
1989, chromogenic colour print, Collection of  
The Finnish Museum of Photography, Helsinki.



Heritage from André Kertész<sup>†</sup>, Transylvania, 1982, analog 6 x 9 cm, b/w negative gelatin silver print.



Weta Workshop, Myriad Fountains  
2010, 24 x 30 cm, C-Print



the dark  
hole  
inside  
us



Multiples  
thinking / memories  
blurred





Lizzie Calligas, *Untitled*, from the series *Venus of Milo*, 1991, cibachrome, 150 x 100 cm, Courtesy of the artist.

Shapes cut out from fabric + draped - it to become voids

Möbius strip



Charles James, *Möbius scarf*, 1933-54, The Costume Institute



Void, the spaces in between,

I like the Drape, effective protecting the neck and chest




Marie Stuart (1542-1587), reine de France, dans son deuil blanc, à la suite de la mort de François II, en  
Peinture de la collection de M. Delaherche, à Beauvais.



Void, idea for  
a jacket or  
dress





keep this hole

add lining to hold these folds

add sleeve here with this shape

keeping this big collar

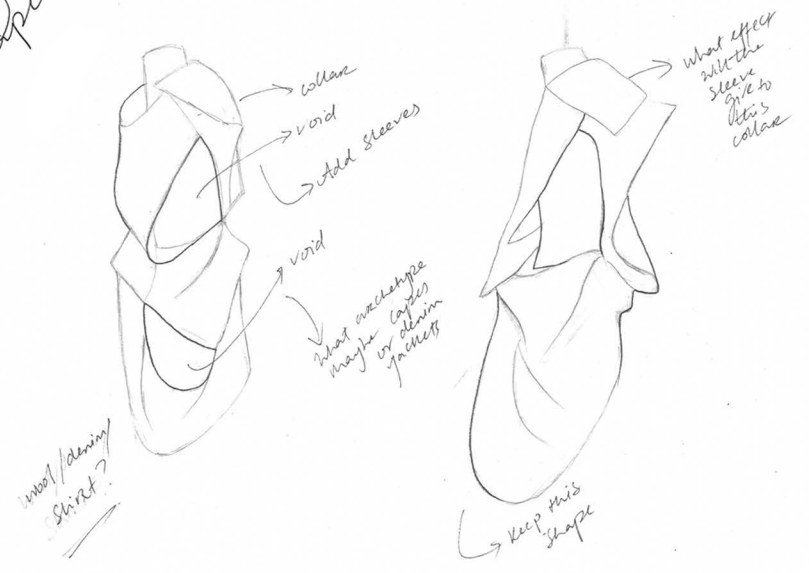
I like how it drapes here

folding like a cap

off shoulder sleeve

keeping folds

the holes + voids creating subtle drapes



wool/linen shirt?

what neckline maybe or denim jacket

what effect with the sleeve give to this collar

keep this shape



like the soft drape



or block of simplicity

clean rear side vs the deconstructed



Want to develop the drape here



Shoulder can move like a jacket with a shoulder like this

pleating of fabrics to put wrinkles into a mesh that always remain



maybe a dress that drapes down like this



trying to make the drape of wrinkles + dropping down

Maybe make it longer



Too much excess

seeing the rest of the shape



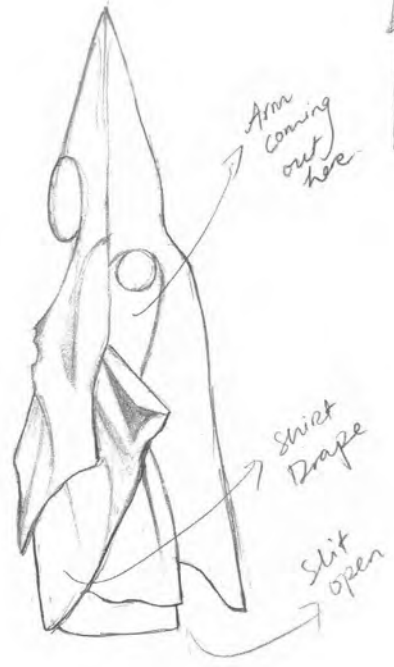

leaving it open at the neck

Adding a patch pocket here



knit to play with the fabric

Adding more



Arm coming out here

slit drape

slit open



Front is longer than the back


Figuring out where the channels go

stopping here to hold the shape

Adding a pocket here

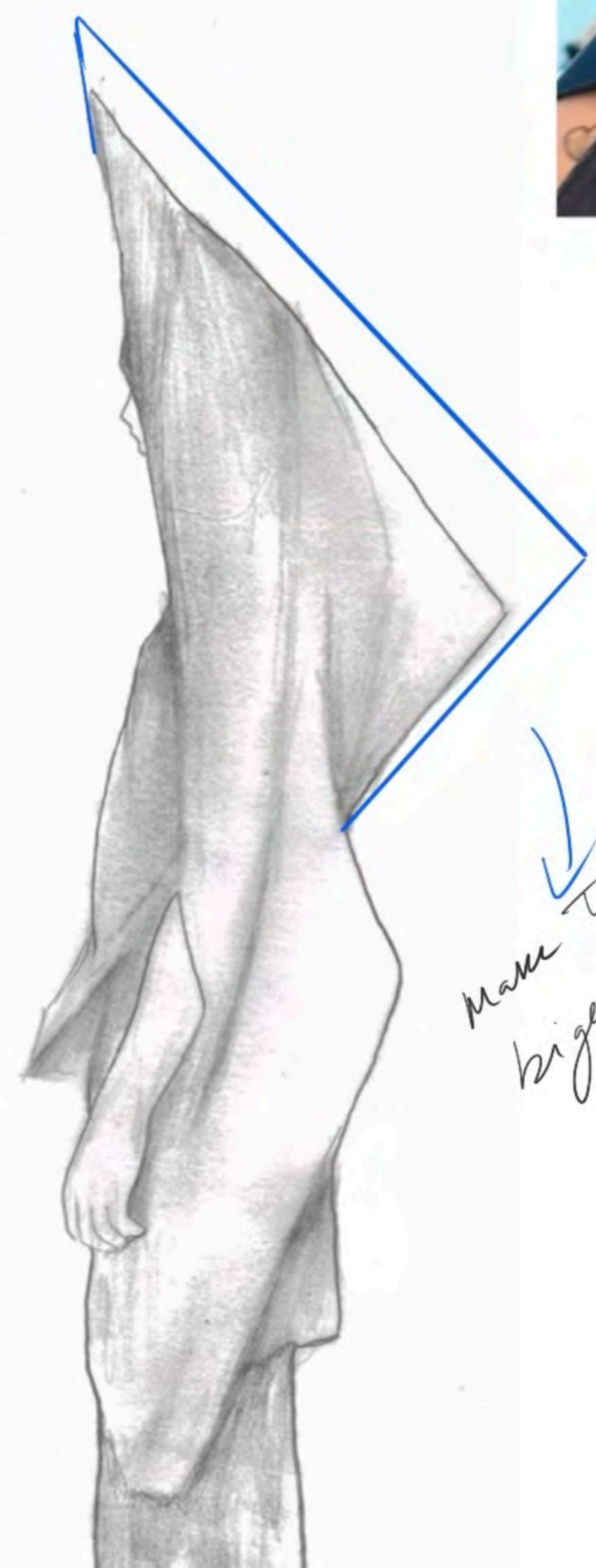


revamp this idea of curving one side of the eye



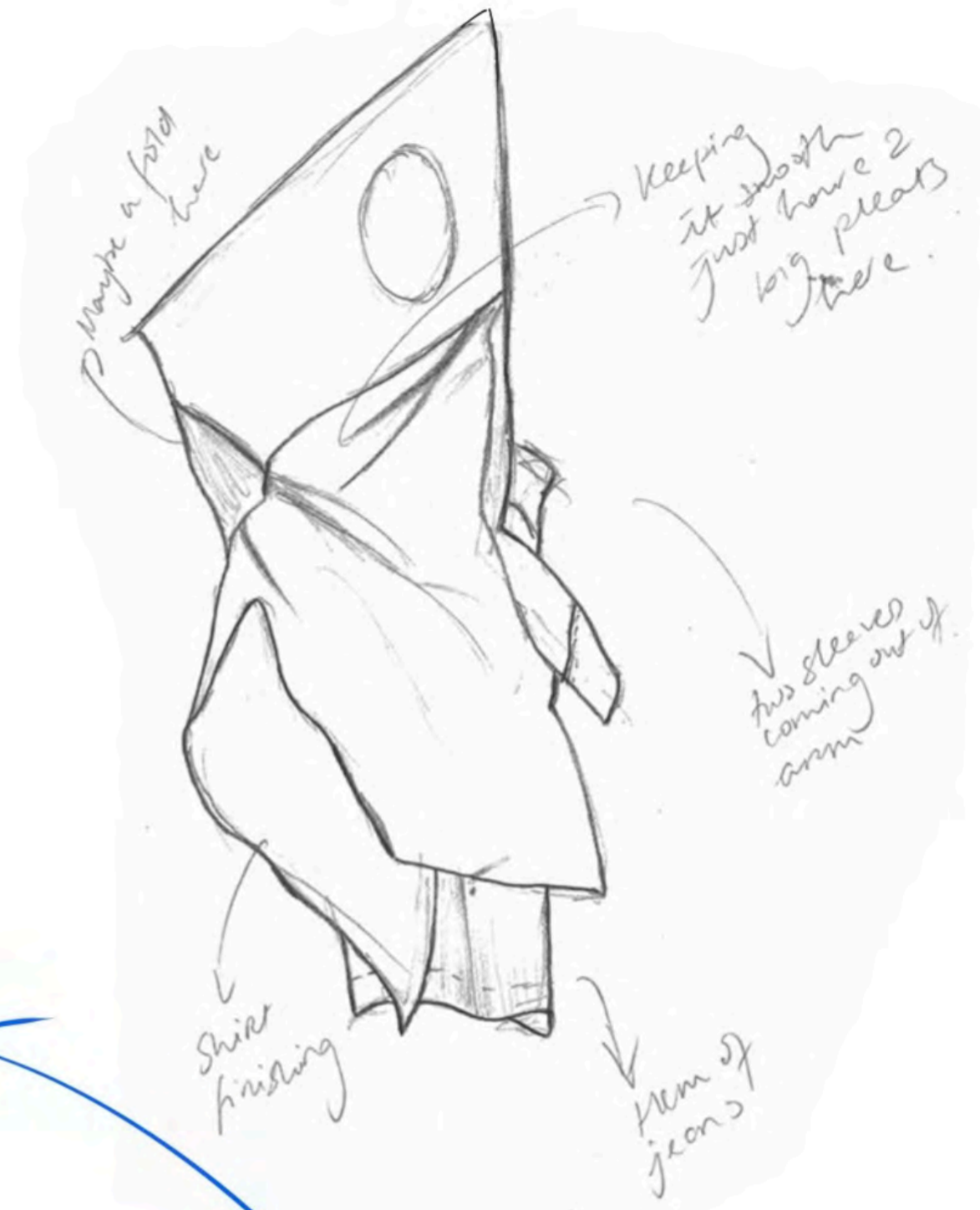
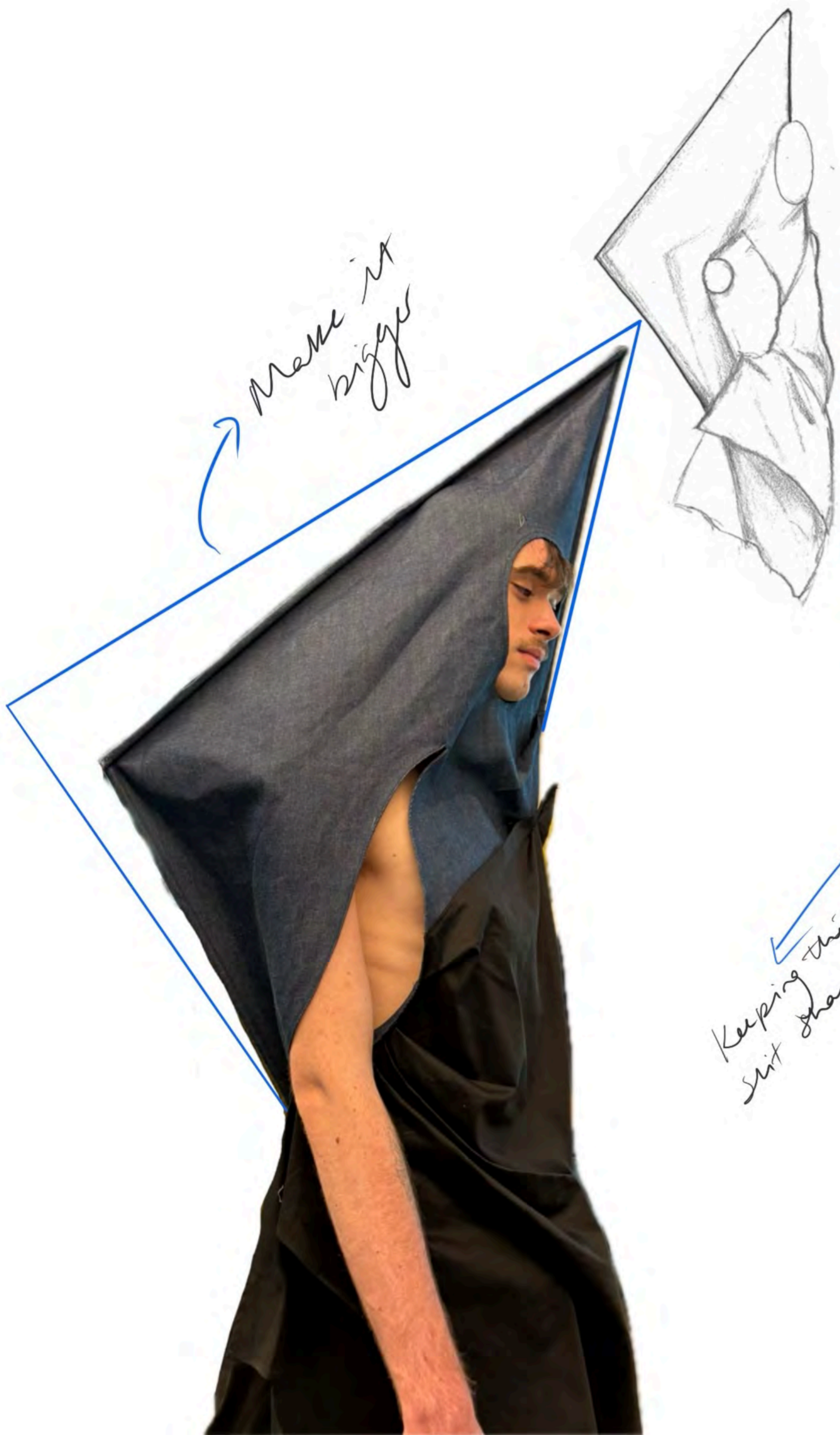
keeping this neat

make this bigger



Make the back shorter





Keeping this slit shape

Incorporating this shape into other garments





Making this into a huge hood





Adding drawings



Top should be back view



Maybe the collar is here folds and overlaps

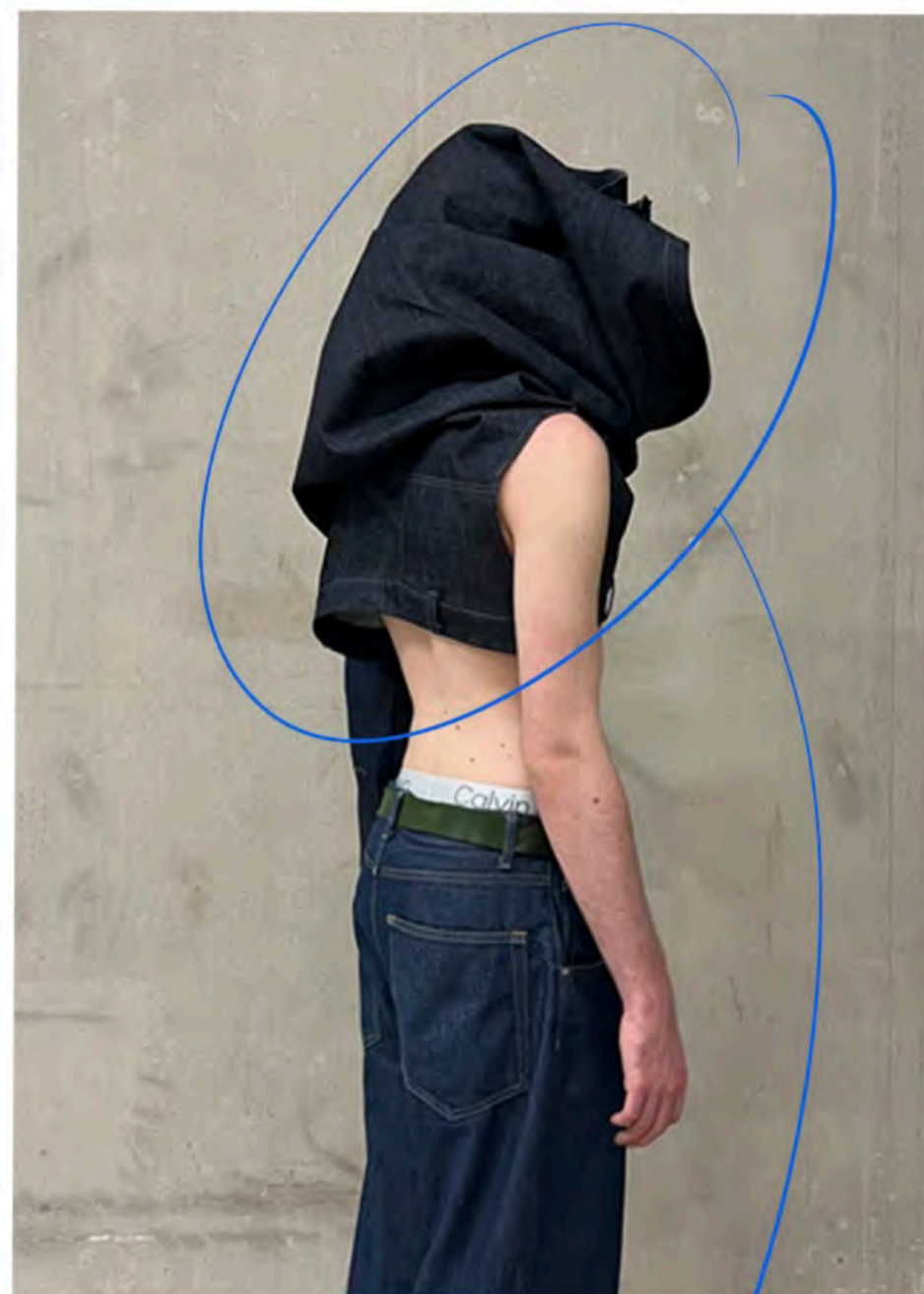





Got rid of the sleeves on this side



Added extra fabric to make it into a hood



Hiding + protecting




Keeping it wrapped like this



belt loops for the main body



Belt loops for sleeve



adding a welt pocket for a belt  
add more buttons here to secure it

