

PORTFOLIO

DESIGNING EMPATHY THROUGH SPACE

Name: Fengyi Wu

ID: 22016283

Email: wufengyi1015@gmail.com

CONTENT



INTRODUCTION

— 03-09 —



ILLUSTRATION CREATION

— 10-24 —



SITE ANALYSIS

— 25-35 —



CASE STUDY

— 36-42 —



PROJECT PROGRESS

— 43-63 —

01

INTRODUCTION

- THE SITUATION OF AUTISM
- AUTISM PREVALENCE PROFILE
- AUTISM SYMPTOMS
- EXISTING AUTISM-SPECIFIC SPACES



BACKGROUND

The situation of children with autism

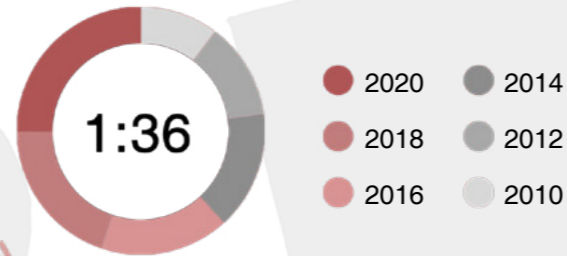
1. Autism is a brain development disorder, not a mental illness

3. As individuals grow older, the effects of the disorder become more apparent.

5. Most parents don't know how to take care of their autistic children.

6. What's worse is that there are many misunderstandings about autism among the public, which has led to neglect and discrimination against autistic children.

Prevalence statistics (USA)



2. Autism rates have increased **317%** since **2000**. On average, one in every **36** children is born with autism.

These children behave like normal children when they are very young.

4. Most spaces lack autism-inclusive design, leaving children feeling distressed.

The prevalence of autism in children

Prevalence statistics (USA)

BIRTH YEAR	SURVEY YEAR	YEAR REPORTED	AUTISM RATE
2012	2020	2023	1 in 36
2010	2018	2021	1 in 44
2008	2016	2020	1 in 54
2006	2014	2018	1 in 59
2004	2012	2016	1 in 69
2002	2010	2014	1 in 68
2000	2008	2012	1 in 88
1998	2006	2009	1 in 110
1996	2004	2009	1 in 125
1994	2002	2007	1 in 150
1992	2000	2007	1 in 150

Prevalence statistics (worldwide)

61.8 million people

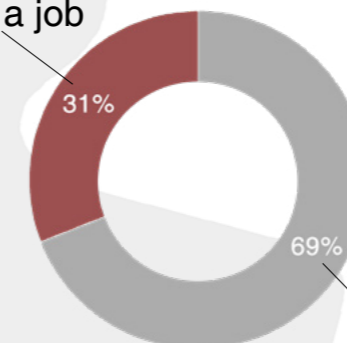
The prevalence rate reached

1:127 since 2008

Autism affects about **0.78** per cent of the global population, or about **700** per **100,000** births.

Differences in research methods lead to debate over prevalence trends, but the number of autistic individuals remains substantial.

Get a job




Out of work

Employment situation

Many families and children still require social attention and support, and a large number of autistic individuals fail to integrate into social life without effective intervention, further burdening their families.

Autism
prevalence has
Increased
317% since 2000

Data from the CDC shows that the number of people diagnosed with autism continues to rise. This is not due to improvements in diagnosis, but rather reflects a real increase in the number of patients.



How Autism Shows Up at Different Ages

Infancy (0-2 years)



- lack of eye contact
- Minimal social engagement

Preschool (3-5 years)



- Difficulty with transitions
- Limited imaginative play
- Sensory sensitivities

Elementary School (6-12 years)



- Struggles with making friends
- Repetitive behaviors
- Fixation on specific toys

Adolescence (13-18 years)



- Social withdrawal
- Anxiety or depression
- Difficulty understanding others

Existing autism-friendly spaces



Function:

Living skills training

Advantage:

Targeted rehabilitation treatment

Shortcoming:

Expensive, Age restrictions

Function:


Education + Medical support

Advantage:

Studying with peers, sense of identity

Shortcoming:

Lack of targeted inclusive design



Function:

Living + Healing

Advantage:

Targeted design, Convenient for childcare.

Shortcoming:

Lack of social interaction.
Over-reliance on family.

Function:

Sensory stimulation + rest

Advantage:

Flexible and multifunctional


Shortcoming:

Weak therapeutic function



ITERATION

Woodcut printing response to autism topic




Puzzle Piece



Ribbon



Light it up blue



Infinity

The Evolution of Autism Symbols

The symbol suggests that autism is a puzzle that needs to be "solved" or a defect that needs to be "fixed," reflecting the lack of understanding and misunderstanding of the autistic community at the time.

The colors and puzzle pieces represent the rich and diverse experiences within the autistic community and advocate for viewing diversity as a collective strength.

This symbol represents the collective effort to increase public understanding of autism, and the color is also the official color of the day.

The infinity symbol was originally intended to represent the infinite variations of the human nervous system. However, with advancements in medicine, this symbol is now even better suited to represent neural diversity.



Woodcut Printing

1. I once misunderstood the autism symbol, thinking the puzzle pieces represented unity and the colors symbolized diverse skin tones.



2. The symbol originated before autism was medically understood, using a puzzle to represent the mystery surrounding autistic individuals.











3. I believe this interpretation is biased and continues to be so in the field of autism. It also demonstrates that many people in society still lack understanding and acceptance of autism.



Hand-drawing response to autism topic

Drawing:

Throughout my research, I've been trying to understand the true feelings of children with autism. They often lose control due to excessive sensory stimulation, leading others to misunderstand them and believe they are abnormal.



Perhaps they originally had no intention of running away, but people's indifference and neglect forced them to use "isolation" as a way to protect themselves.

I use twisted silk threads to express the boundaries between autistic children and normal people, but this isolation is not by their own volition

Hand model response to autism topic

How to engage children?

I try to reflect on how graphic design influences my decisions, particularly through packaging design, and what visual elements draw me to choose one item over another.

I sorted the things that appealed to me on the packaging by different levels of attraction and placed them in the box in that order.



I used vertical soft foam to support the various components on a horizontal surface, creating a space similar to a "children's playground." I wanted to explore how to attract children to such a space.

This spatial design encourages children to gradually explore deeper into the space, with different views at different distances. I could then incorporate various play elements along the walking paths, making it ideal for public courtyards and influencing my subsequent designs.

Hand model response to autism topic

New thinking

In the previous model, I only explored the horizontal space, so this time I explored adding the vertical space of the boxes so that the elements can be staggered throughout the space.



I tried to envisage what children travelling to such a space would see as they went deeper into the space, and if they went to a higher floor would it be different from the first? How can they be drawn to the highest level and immersed in such a space.

I have always believed that visual stimulation is one of the most effective ways to attract attention, and this experiment has further motivated me to continue exploring the design of vertical children's activity spaces.



02

Illustration Creation

- CASE STUDY
- LEARN FROM DOCUMENTARY
- ILLUSTRATION COLORING



CASE STUDY

Autism Awareness Poster Series

Reflection

The author created a series of posters and icons to help the public more easily understand the symptoms of autism. However, I believe some of the illustrations are inappropriate. For example, the stereotype of children walking backwards may reinforce misunderstandings about autistic intelligence.

Furthermore, depicting "watering flowers" as a typical autistic behavior is inaccurate. In fact, autistic children are often more interested in things that provide feedback and rhythm, such as waving, flipping a switch, or staring at a fan.

Influence


This work inspired me in several ways. The author effectively conveyed the characteristics of autistic children through illustrations and enhanced the communication effect with posters and animations, which is worthy of my learning. However, at the same time, I also realised that similar misleading expressions should be avoided in order to avoid deepening the public's stereotype of autistic children.



Trouble making eye contact




Unusual sensitivity to sensory issues




Repetition of words and actions



Special attention and interest



Language impairment



Stereotyped behavior

ILLUSTRATION CREATION

"Disease 'Camouflage' " Illustration


Technical descriptions

"Children with autism have a certain degree of 'camouflage' behaviour, with most displaying behavioural characteristics similar to those of typical children up to the age of 7-9 years, particularly normal perceptual responses to music and drawing. As a result, it is difficult for most parents to detect a diagnosis of autism at an early stage, leading to delayed intervention and treatment."

Emotional Discussion:

Children don't know that they are 'sick', and this is not a deliberate disguise. So, in a light-hearted and witty way, I show that autistic children are easily distracted, so that people can discover them more naturally and hope that more people will understand their special characteristics, instead of misunderstanding and rejecting them.

Inattention is one of the earliest symptoms of autism



The onset of autism varies, with symptoms often becoming most noticeable around the age of ten.



Their heightened sensitivity to sound often gives them remarkable talent in music.




They appear no different from typical children in appearance.

"Stereotypical behaviour" Illustration



They tend to flap their hands when excited or focused on something they like.



They are uniquely drawn to things that follow patterns or routines.




Objects with physical feedback, such as switches, also tend to attract their attention.

Technical descriptions

"Children with autism spectrum disorders (ASD) often exhibit stereotypic behaviours such as repeated tapping and touching objects of interest, with a particular preference for things that have a rhythmic or repetitive nature, such as light switches and fans. In addition, they may exhibit self-stimulatory behaviours such as hand flapping, body rocking or spinning, which are often associated with sensory modulation or emotional calming."


Emotional Discussion:

Children with autism often exhibit repetitive behaviours in the classroom, sometimes tapping on the table and touching an object repeatedly, as if they are talking to the world in their own way. But in these seemingly 'abnormal' behaviours, it is their sensitivity to sounds, rhythms and images that may give us clues to get closer to them. Perhaps a card or a tap can be a quiet bridge between us.



"Sensory sensitivity" Illustration

Autistic behaviors are often characterized by strong patterns and regularity.



Emotional Discussion:

"Many individuals with autism spectrum disorders (ASD) exhibit a high degree of sensitivity in their perceptual systems such as hearing, sight and smell. This sensory hypersensitivity may cause them to perceive environmental stimuli that are difficult for the average person to notice, such as faint but persistent background noises, or to react with significant discomfort to bright lights, such as sunlight and fluorescent lights."

Technical descriptions

In the documentary, I have repeatedly seen images of autistic children covering their ears and eyes tightly with their hands. That was their subconscious reaction in the face of strong stimuli, an instinctive action of self-protection. It is as if they are trying to use their hands to isolate the harsh sounds and blinding light, and to keep that small piece of quiet world inside them.



Covering the ears and eyes is a common symptom of autism; sudden, sharp noises and bright lights can cause sensory overload.

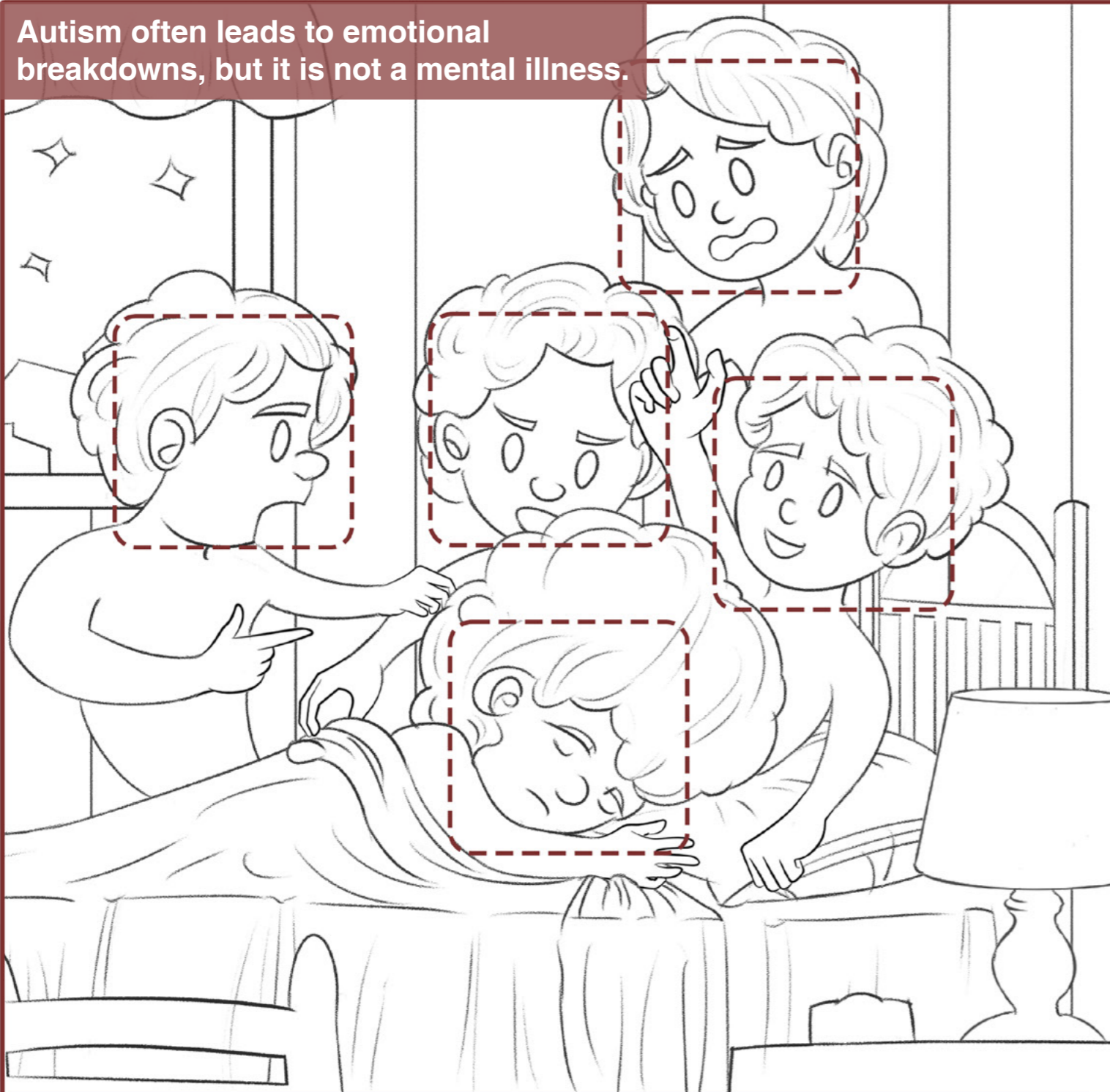
"Emotional fluctuations" Illustration

Technical descriptions

"Children with Autism Spectrum Disorder (ASD) often have difficulty with emotional regulation and may display strong and varied emotional responses to specific situations. These reactions can range from mild verbal agitation to overtly aggressive or self-injurious behaviour."

Emotional Discussion:

The emotions of children with autism are like little ghosts that live in their bodies. Some represent anger, some fear, and others harbour sadness and unease. They often appear out of nowhere before the child has a chance to notice and disrupt their peaceful world. It's not that children don't want to control them, but they simply don't know when emotions are creeping out of the depths of their bodies.



When emotionally agitated, children may even engage in self-harming behaviors.



Many parents are distressed by their children's sudden emotional breakdowns and don't know how to help them.

"Language impairment" Illustration

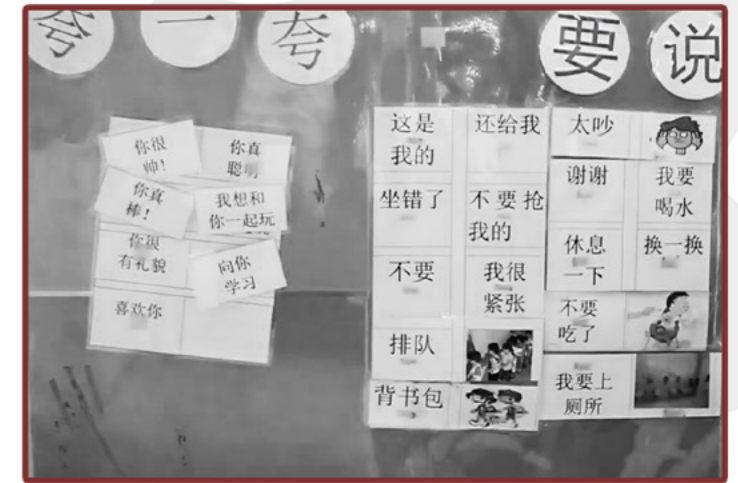
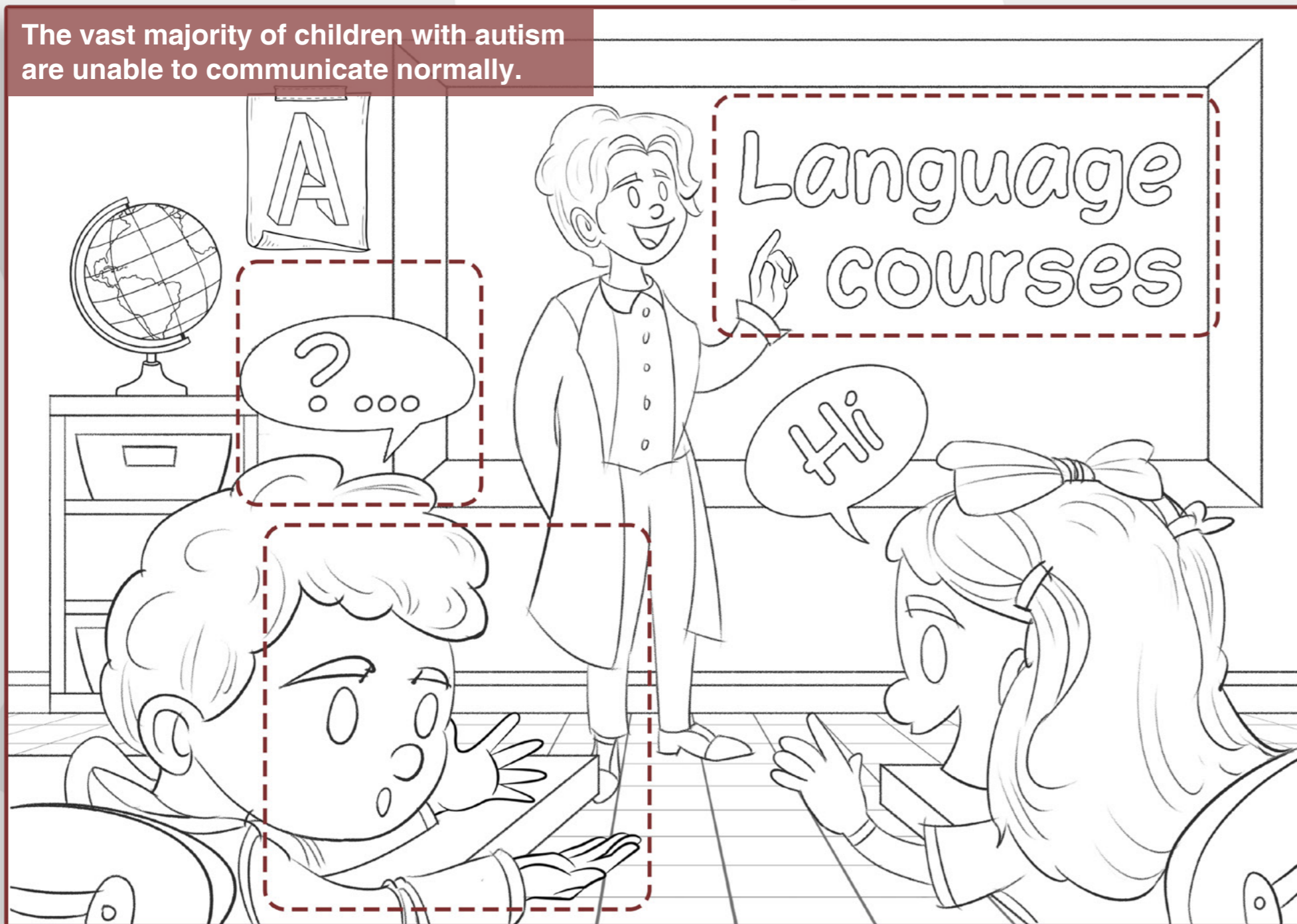
Technical descriptions

"Autism is a neurodevelopmental disorder, not a mental illness. Its core features include delayed or absent language development, in which children may not initiate speech, lose their original language skills, be unable to initiate or maintain a dialogue, and usually communicate only when expressing needs or indicating objects."

Emotional Discussion:

I use the children's familiar classroom as the background to depict the teacher patiently teaching language. Although those autistic children are eager to respond and communicate with others, the language barrier is like an invisible wall, blocking their voices and making it difficult for them to express their inner thoughts and emotions.

The vast majority of children with autism are unable to communicate normally.



Exchanging cards to communicate with children is a mainstream therapeutic approach.



This method encourages children to actively exchange information and promotes their social development.



More importantly, it trains the ability to connect images and information.

"Nightmare" Illustration



Currently, there is no direct and effective treatment for autism, and the process is painful for children.




This causes children to develop a fear and resistance towards unknown treatments and living environments.



Illness makes it difficult for many children to fall asleep peacefully, tormenting their physical and mental health.

Children are forced to confront their psychological nightmares alone.



Technical descriptions

"Most children with autism spectrum disorders (ASD) experience severe sleep issues such as insomnia, nightmares, and nighttime hyperarousal. Sudden environmental changes, like shifts in lighting, can trigger anxiety or fear, further affecting emotional stability.

Emotional Discussion:

Many things creep into the inner world of autistic children like demons, stirring their emotions and fears. To visualize these invisible disturbances, I depicted vultures, rats, skulls, and snakes—symbols of the unease, chaos, and pressure they face, as well as the “monsters” they struggle against alone.

"Refusal to interact" Illustration

Technical descriptions

"Children with autism spectrum disorders (ASD) often exhibit significant social interaction deficits, including behavioural characteristics such as reduced eye contact, slow response to calls, and avoidance of physical contact. They tend to be solitary in their activities, lack the willingness and ability to interact with their peers, have difficulty understanding and following social rules, and have limited ability to express their emotions."

Emotional Discussion:

The sun poured down on the school grass as children laughed and ran in the distance. He stood aside, quietly eyeing the football at his feet, preferring to stay in his own little world than join in the game. The teacher gently urged him to walk over, to play with his peers, to make friends. But he just lowered his head, and that lively world seemed a little far away from him.



Due to a lack of social training, autistic children often become overly dependent on their families.

Isolation and escapism may not be their true intentions.




ILLUSTRATION CREATION

"Disease 'Camouflage' " Illustration



"Stereotypical behaviour" Illustration



"Sensory sensitivity" Illustration



"Language impairment" Illustration



"Nightmare" Illustration



"Emotional fluctuations" Illustration



"Refusal to interact" Illustration



03

Site analysis

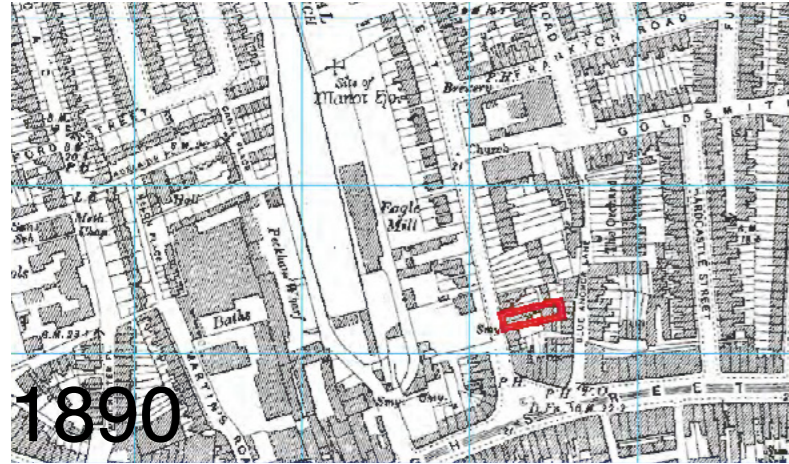
- HISTORY OF SITE
- SITE SATELLITE IMAGE
- FACILITIES AROUND THE SITE
- RELATIONSHIP WITH SURROUNDING BUILDINGS
- PHOTO OF SITE
- PLAN AND ELEVATION DRAWINGS



SITE ANALYSIS


Aerial photography of the building location

History of site



"Peckham Hill Street was named after the Hill family who were local landowners"

The information about this site is extremely scarce. It is currently known that the site became a library in 1950 and was completely abandoned until 2005. It has not been renovated until now. It is currently located less than 20m east of the new Peckham Library, hidden in a corner of the street.



Location of building on map



Site scope determined (satellite map)



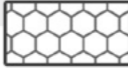






The design site consists of two main parts: the interior and the building, both of which will be redesigned rather than retaining their original layout.

The outdoor area is a 253-square-meter square garden. Considering children's need for outdoor activity spaces and the lack of leisure areas for residents at the community entrance, I plan to redevelop the entire northern entrance of the site.

Facilities around the site



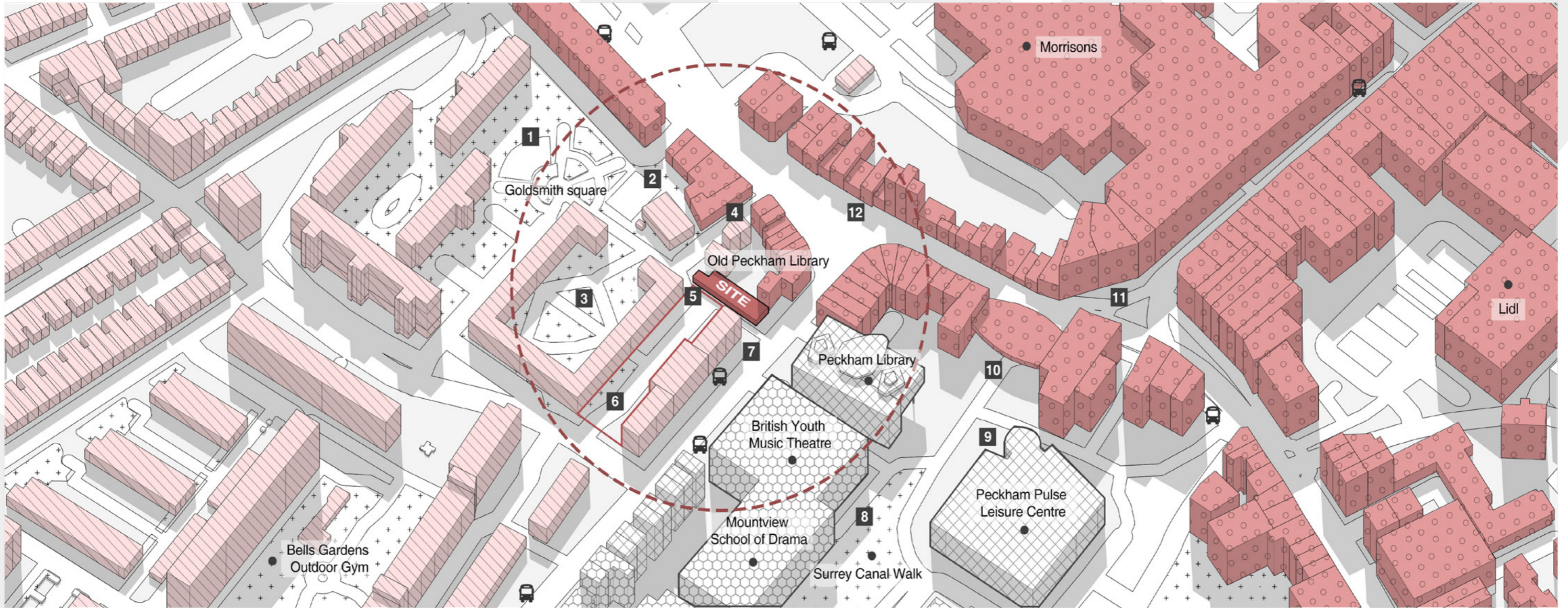
Notes

-  School / University
-  Leisure space
-  Retail Stores
-  Residential Building
-  Site
-  Greenland
-  Traffic Lights

The site is located at the center of several nearby schools, allowing students to reach it within a short time. A nearby college also provides opportunities for its students to organize volunteer activities at the site.

Additionally, the site sits at the intersection of a residential and commercial area, offering a balance between tranquility and accessibility—it is shielded from excessive noise yet easy for people to find and reach.

Photos of the surrounding area



Building height analysis



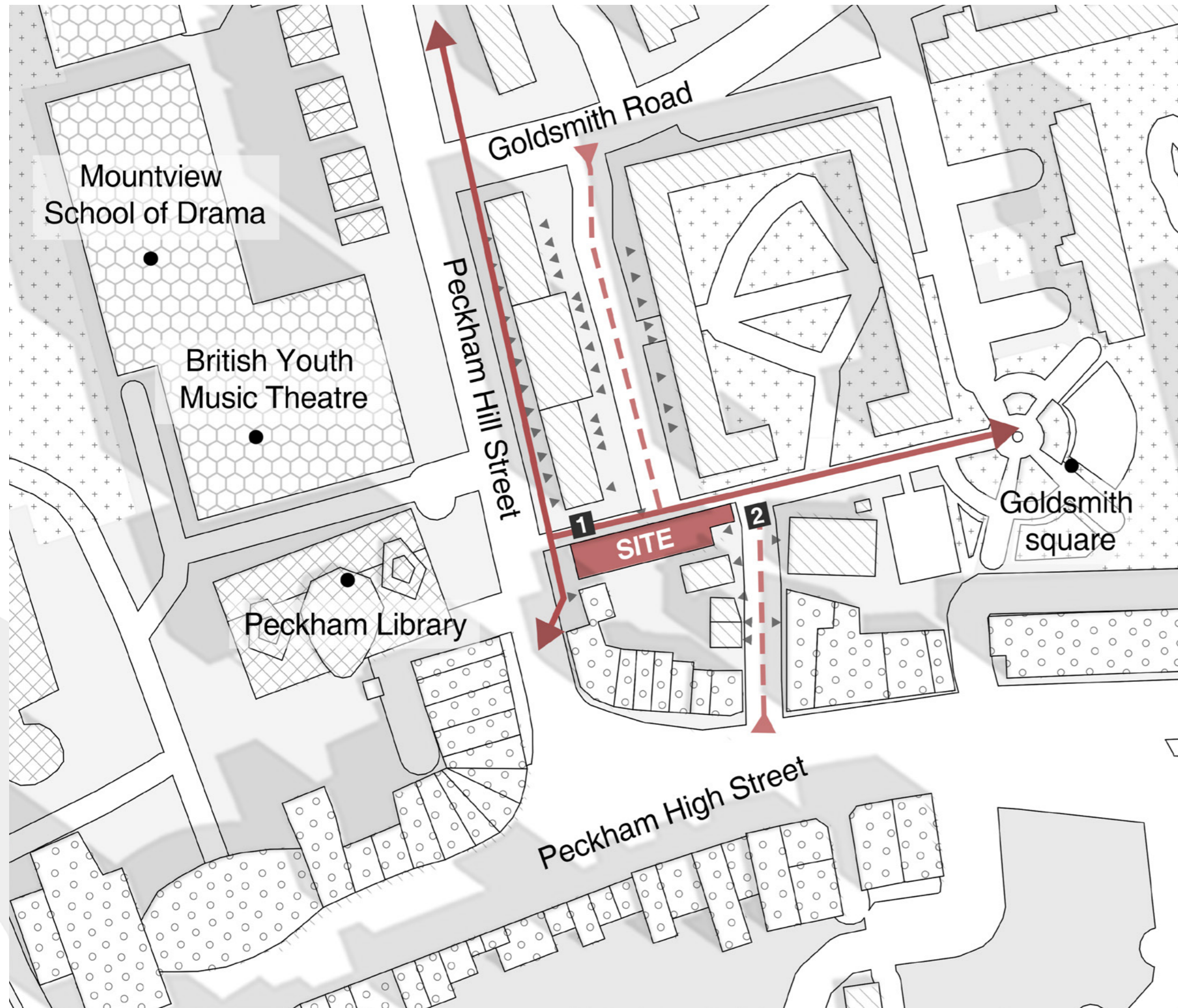
Notes

- Eight Storey
- Seven Storey
- Six Storey
- Five Storey
- Four Storey
- Three Storey
- Two Storey
- One Storey
- Plants

The site is surrounded by buildings ranging from three to five stories high, including terraced structures with attics.

The existing buildings are single-story. This means that the surrounding buildings will block natural light from the site, making solutions to the indoor lighting problem a worthwhile consideration.

Accessibility analysis



Notes

- Gate / Obstacle
- ▲ People access
- ← Main streamlines
- - - Secondary streamlines



1 The Old Peckham Library has three entrances. The gate on Peckham Hill Street is now closed, so access is only possible via Goldsmith Road.



2 The side facing Peckham High Street serves as a staff-only rear entrance.

Connection between the site and surrounding buildings



The building's east side is quiet and close to the community.



The new library is located on the west side of the building.

The west side has a larger flow of people and vehicles.

The site was originally the Old Peckham Library, but a new one was built next to it, so the site was abandoned for many years.

The building frame is currently fragile and dangerous, and cannot be used.

A typical triangular-roofed building, covering an area of 294m²



Community entrance

To the north of the site are two residential buildings with a parking lot downstairs, and a small garden near the site.



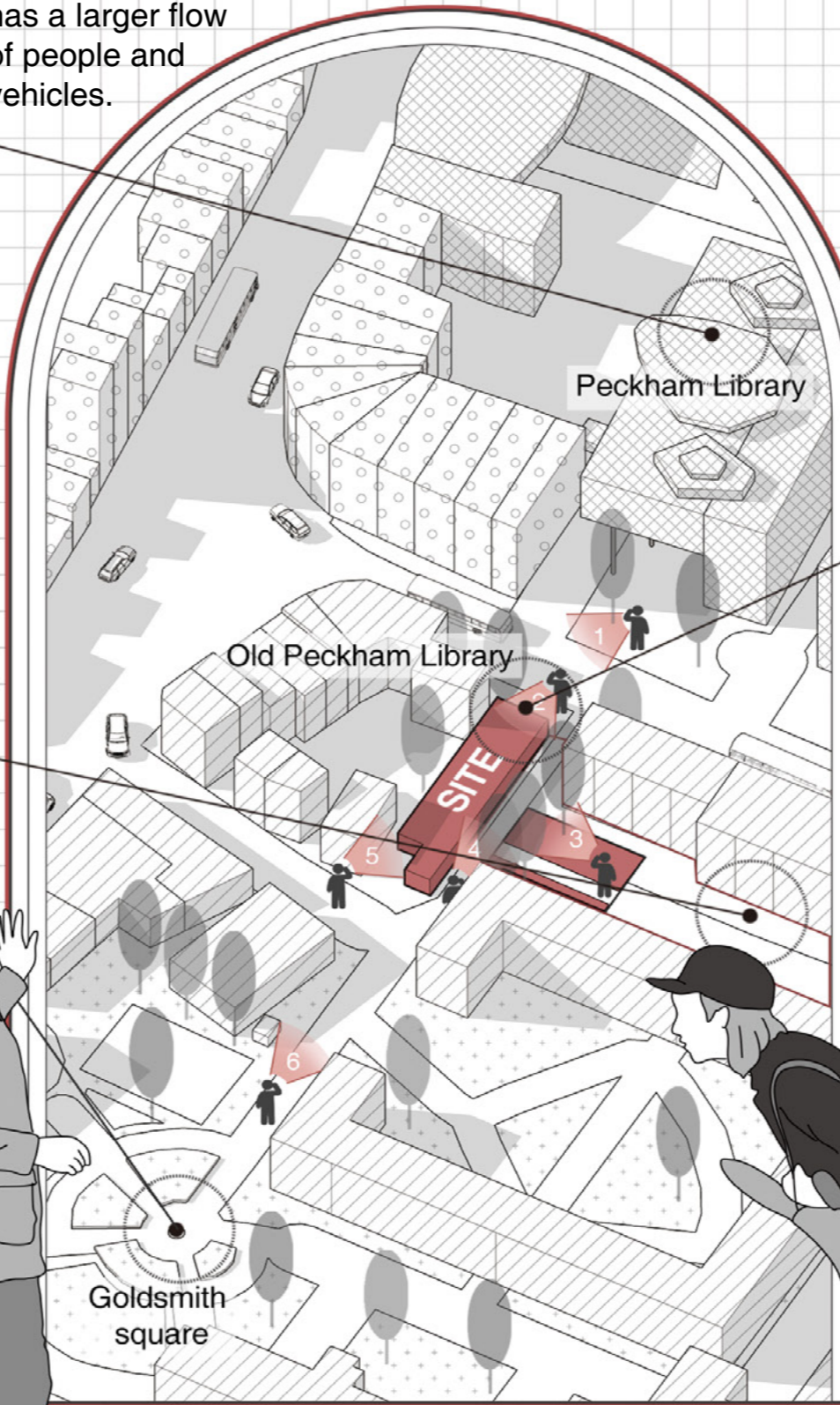
This only serves as a garbage storage and parking function, lacking any fun.



Building facade



Garden greenery



Site surroundings

The building has three entrances, the photos show its relationship to the surrounding buildings.



1 Across the street



2 Main entrance



3 Side entrance



4 Walking path



5 Rear entrance



6 Garden trail

residential buildings merchandise Cultural area Greenland

Left elevation view of the building

This is a dimensional view of the elevation of the building before it was demolished, and it is clear that the building had a significant shortcoming in that it was difficult to get light because of the surrounding high rise buildings



Site plan

This design project is divided into two parts: an indoor base area of 294 square meters and an outdoor garden of 1130 square meters.

I plan to transform the outdoor area into a children's activity area and a rest area for residents' gardens. To prevent children from getting hurt by cars, I plan to redesign the flow of traffic in this area.



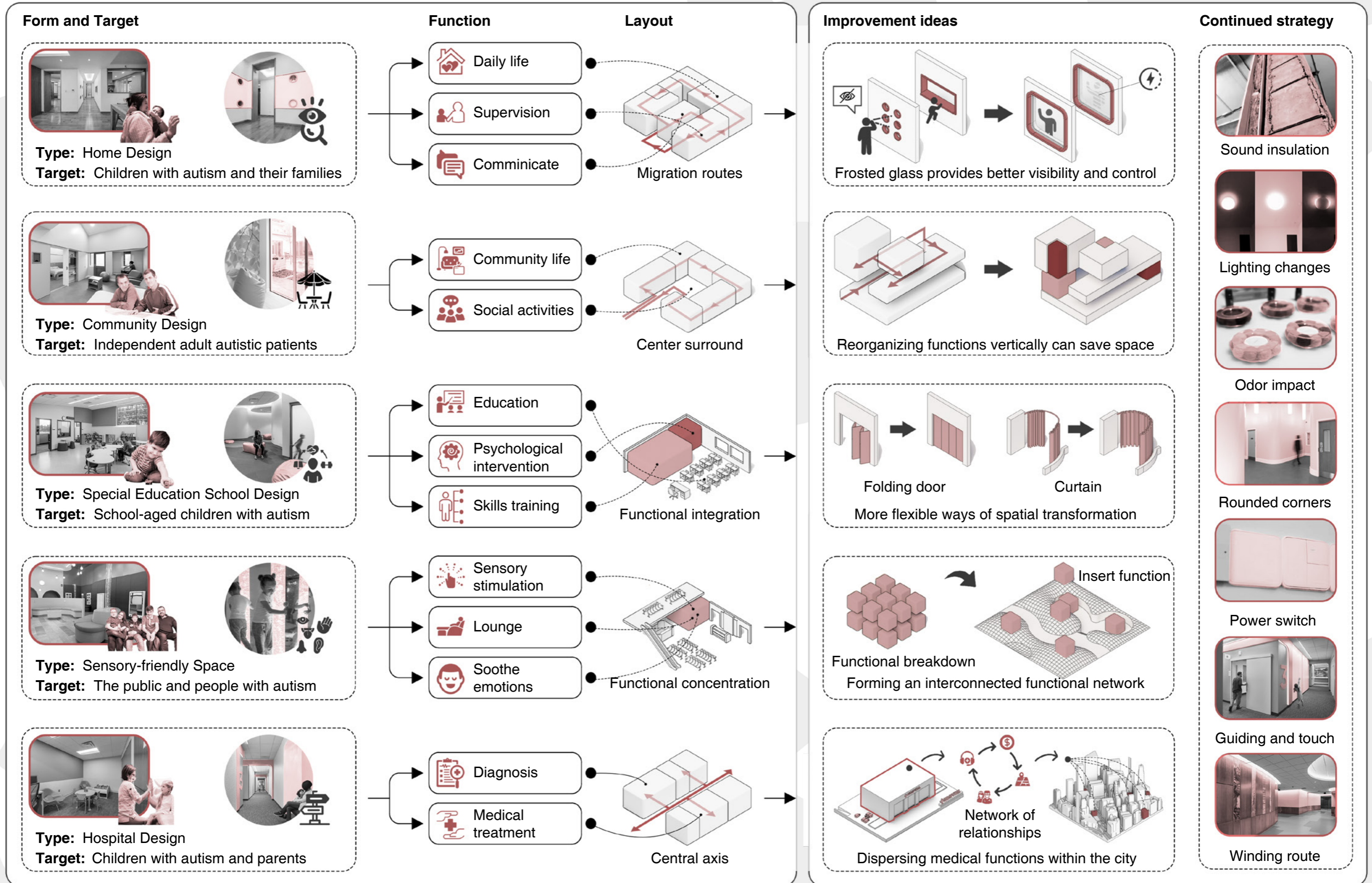
04

Case study

- HOSE DESIGN
- COMMUNITY DESIGN
- SPECIAL EDUCATION SCHOOL
- SENSORY-FRIENDLY SPACE
- AUTISM CLINIC DESIGN



CASE STUDY SUMMARY CHART



CASE STUDY

Takafumi Honma's Renovation for an autistic family in 'Dream Home Makeover'(2023)

Case Photos




Spatial Function Integration



Special wall window design



Interactive walls



Corridor observation window

Information



Type: Home Design

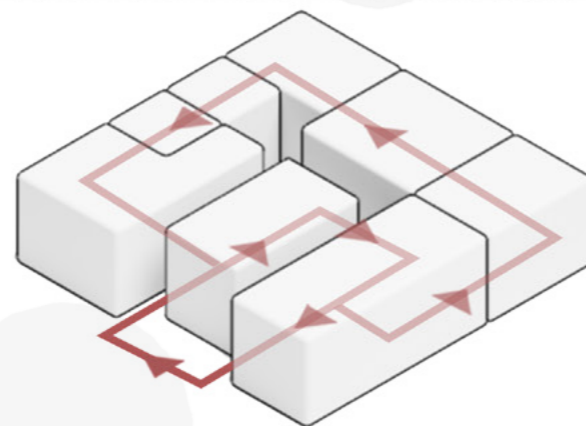
Target: Children with autism and their families

Daily life

Parental supervision

Communicate

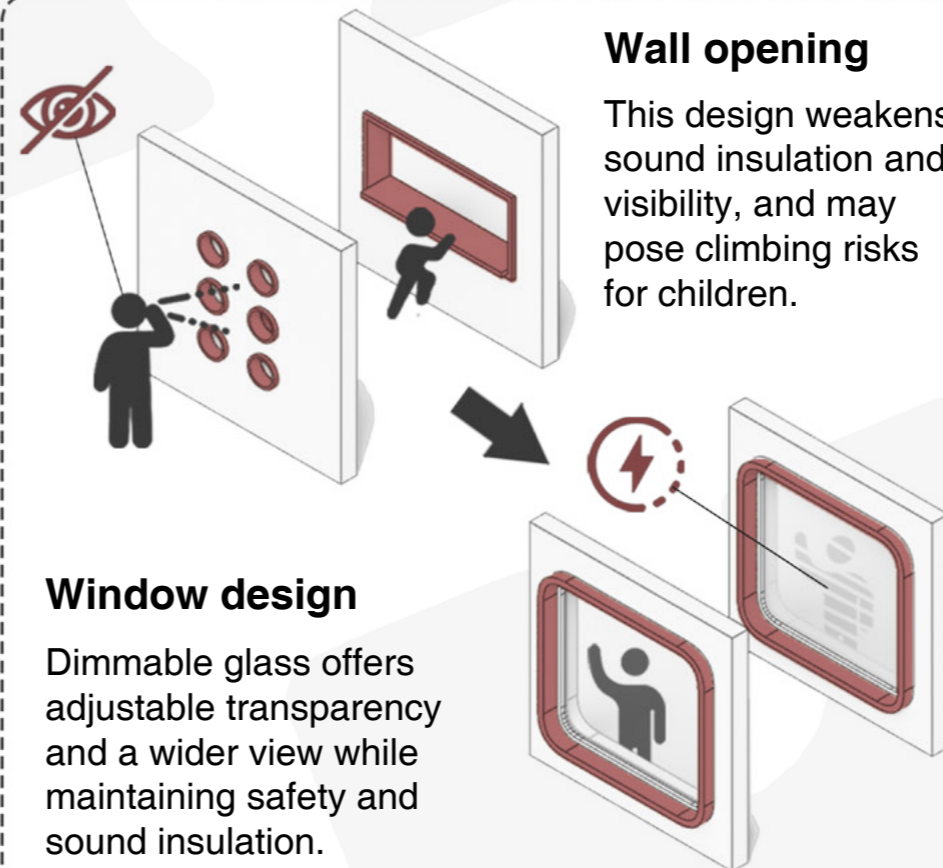
Spatial layout





Migration routes

The migration routes with wall openings allows mothers to observe and connect with their children in adjacent areas, enhancing supervision and interaction. Meanwhile, this layout provides autistic children with continuous circulation routes, preventing them from feeling trapped or entering dead ends.

Improvement ideas



Continued strategy



Mitford Adult Autism Unit — Medical Architecture (2016)

Case Photos



In the courtyard of the autism unit, residents can freely enter and exit the outdoor space



Informal seating in public areas

The design carefully balances public and private spaces, fostering an encouraging environment that respects patients' vulnerability. Each east-facing apartment connects directly to a private garden, providing comfort and supporting individual therapeutic needs.



Enjoy the garden view from the small window

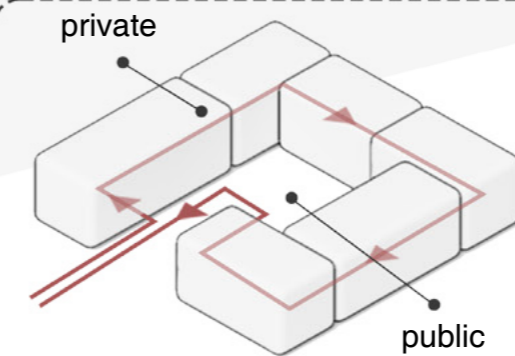
Information



Type: Community Design
Target: Independent adult autistic patients

- Community life
- Social activities

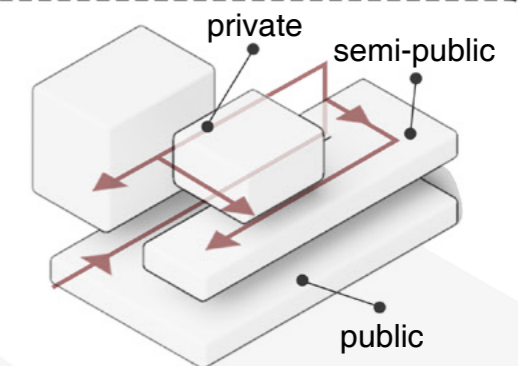
Spatial layout



Center surround

Enclosed spatial layouts are better suited for large areas, facilitating community activities and bringing people together.


Improvement ideas



Vertical layout

With limited site area, making use of vertical space is more efficient and adds a sense of playfulness.

Continued strategy



curved walls



Integrated design

BWBR Architects' Special Needs School (2014–2017)

Karner Blue Education Center



Sensory room




Classroom layout

Pankalo Education Center



Classroom color usage



Spatial combination

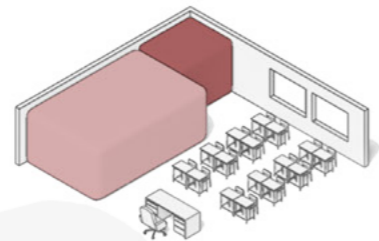
Information



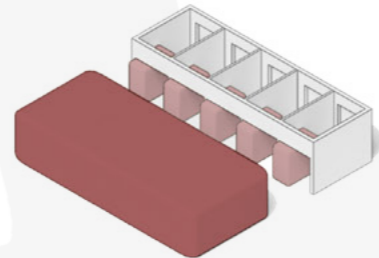
Type: Special Education
Target: School-aged children with autism

- Education
- Psy intervention
- Skills training

Spatial layout



Gathered in one space

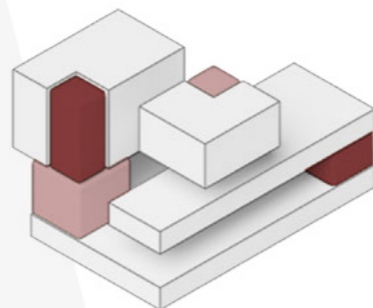


Composed of units

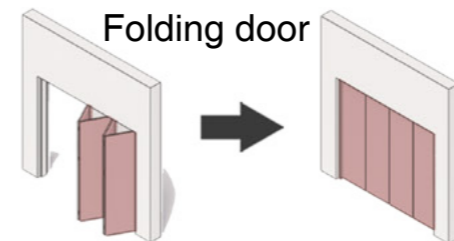
- Sensory room
- Calm Corner

Improvement ideas

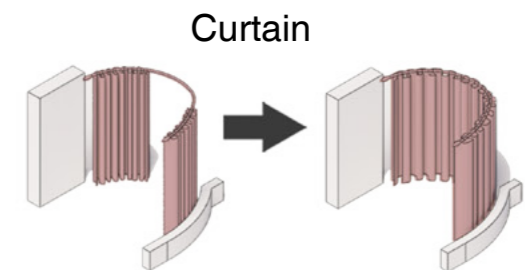
Considering the function of vertical space, I integrated calming corners and sensory zones into various rooms so that children can access them more quickly.



Improvement ideas




Folding door



Curtain

More flexible ways of spatial transformation

Continued strategy




Odor irritation



Winding route

Sensory-Friendly Strategies for Public Spaces: Insights from Sensory Rest Rooms (2023)

Case Photos



Interactive facilities such as bubble tubes

In the U.S., sensory rooms in public places like airports and schools offer quiet spaces with soft seating, tactile toys, and calming lights for those needing relief from overstimulation.

Colorful and soft lighting



Encourage the use of special materials to stimulate the senses

Information



Type: Sensory-friendly Space


Sensory stimulation

Lounge

Soothe emotions

Target: The public and people with autism

Spatial layout & Improvement ideas



Overly centralized independent

Decomposition function


Scattered in whole space

Sensory rooms and similar spaces often concentrate functions in a "representative" space, which inadvertently isolates people with autism from normal people.

Continued strategy



Soft lighting



Interactive devices

Seattle Children's Autism & Behavioral Health Clinic — ZGF Architecture (2022)



Interaction between employees and children



Multi-textured wall




Use of soft colors


Information



Type: Hospital Design

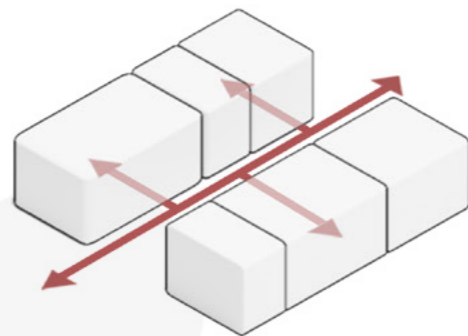
Target: Children with autism and parents

 Navigation system

 Diagnosis

 Medical treatment

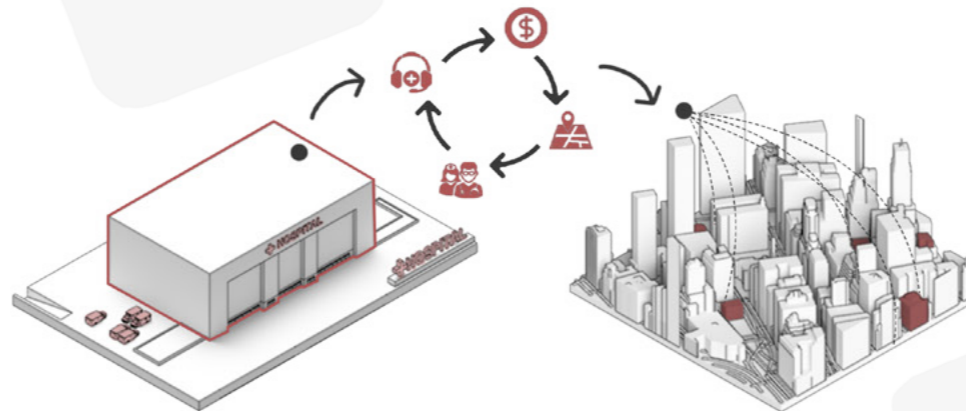
Spatial layout



Linear arrangement

Most hospitals are laid out in a way that allows for more direct functional distribution and easier patient access.

Improvement ideas



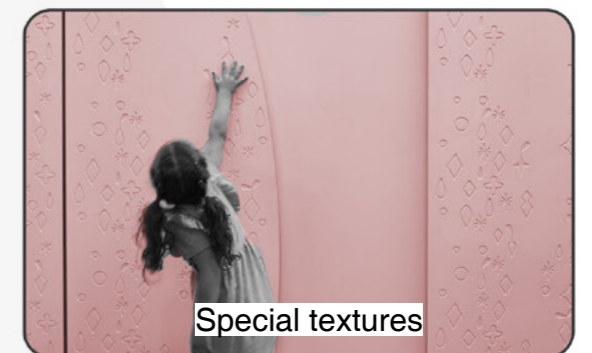
Relationship with the hospital

Autism cannot be cured at once, and frequent hospital visits often cause scheduling difficulties. I aim to transform the site into a hospital-affiliated community rehabilitation space, working with other city sites to provide more accessible services for autistic individuals.

Continued strategy



Navigation system




Special textures

05


Project progress

- CONCEPT
- OVERALL STRATEGY
- PROGRAMMATIC STRATEGY
- PLAN
- RENDERING
- HANDMADE MODEL



CONCEPT




Mood board

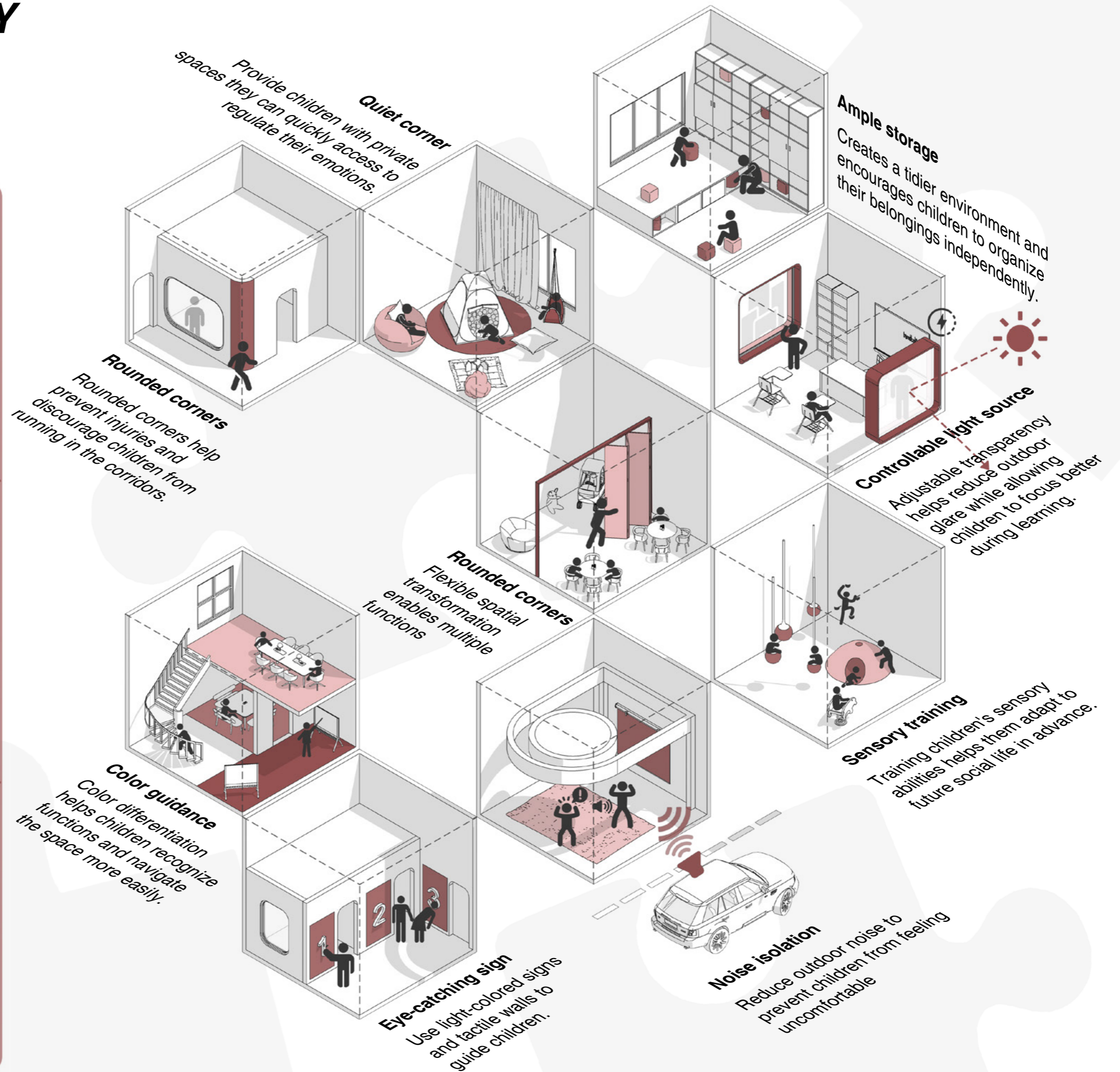


OVERALL STRATEGY

Principles and ideas for the use of interior space

Additional details

<p>SAFETY FACTORS</p>	 <p>Foam safety strips Anti-slip strips</p> <p>Sharp corners in the space, such as stair edges or turns, can be equipped with anti-slip and cushioning strips to reduce the risk of accidents.</p>
<p>LIGHTING SELECTION</p>	 <p>LED light strip LED downlights</p> <p>Fluorescent lighting can be very harsh, while studies show that soft LED lighting is more suitable for autistic users. LED lights also offer greater flexibility in installation.</p>
<p>NOISE ABSORPTION</p>	 <p>Carpet Cork flooring</p> <p>Carpets and cork can absorb a significant amount of indoor noise while ensuring safety, and both materials help create a calming atmosphere within the space.</p>




PROGRAMMATIC STRATEGY

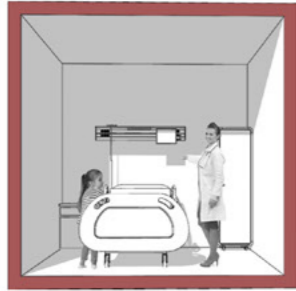
Medical area



Service station



Public rest area



Infirmary



Pet dog treatment



Psy treatment



Medical intervention



Scent Laboratory




Outdoor Yoga



Mixed-age play area



Stage area




STEAM corner




OT-Gym



Music therapy



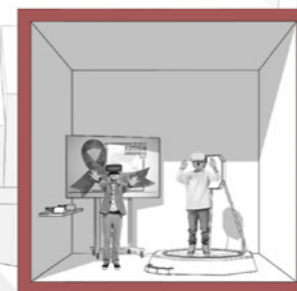
Climbing net



AAC Hub



Calm corner



VR suite



Office area



Reception



Sales area



Public office



Meeting room



Exhibition area



Chatting area



Private office

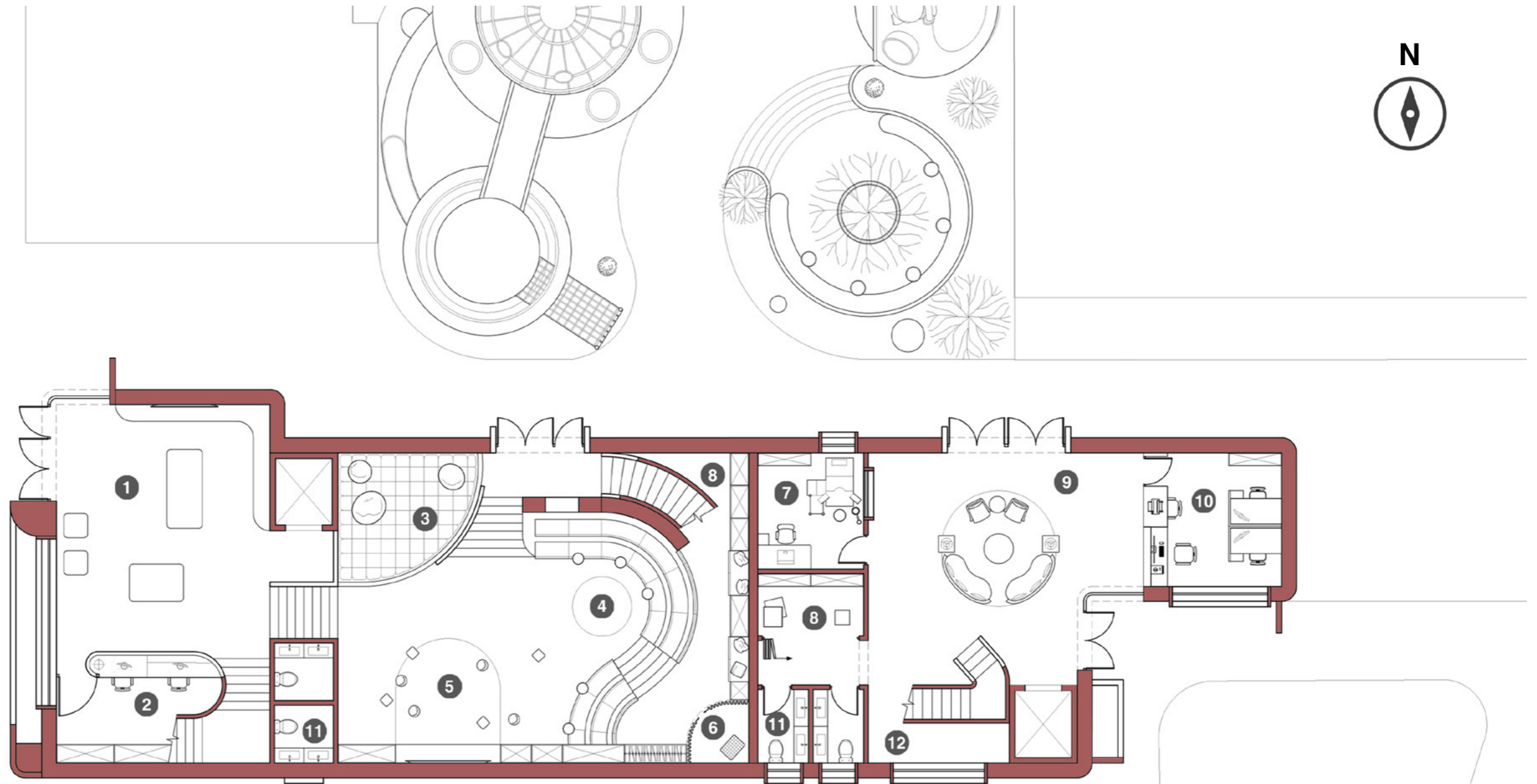


Outdoor rest



PLAN

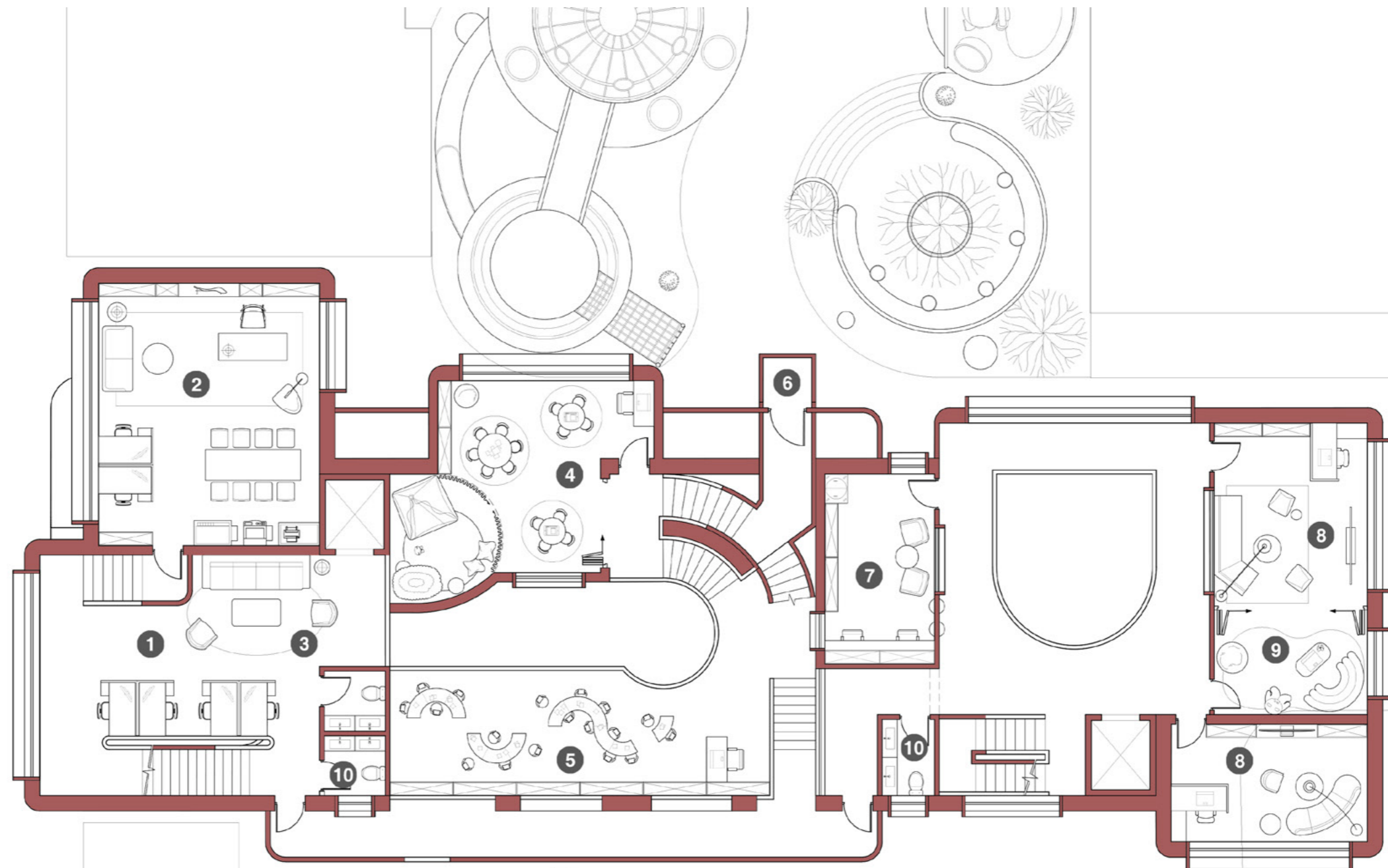
Ground floor plan



- 1 Exhibition Hall
- 2 Reception
- 3 Rope Grid
- 4 Situational Theater
- 5 Interactive devices
- 6 Dressing Room
- 7 Infirmary
- 8 Storage Room
- 9 Lounge Area
- 10 Service Station
- 11 Toilet
- 12 Animal-Assisted Therapy Zone



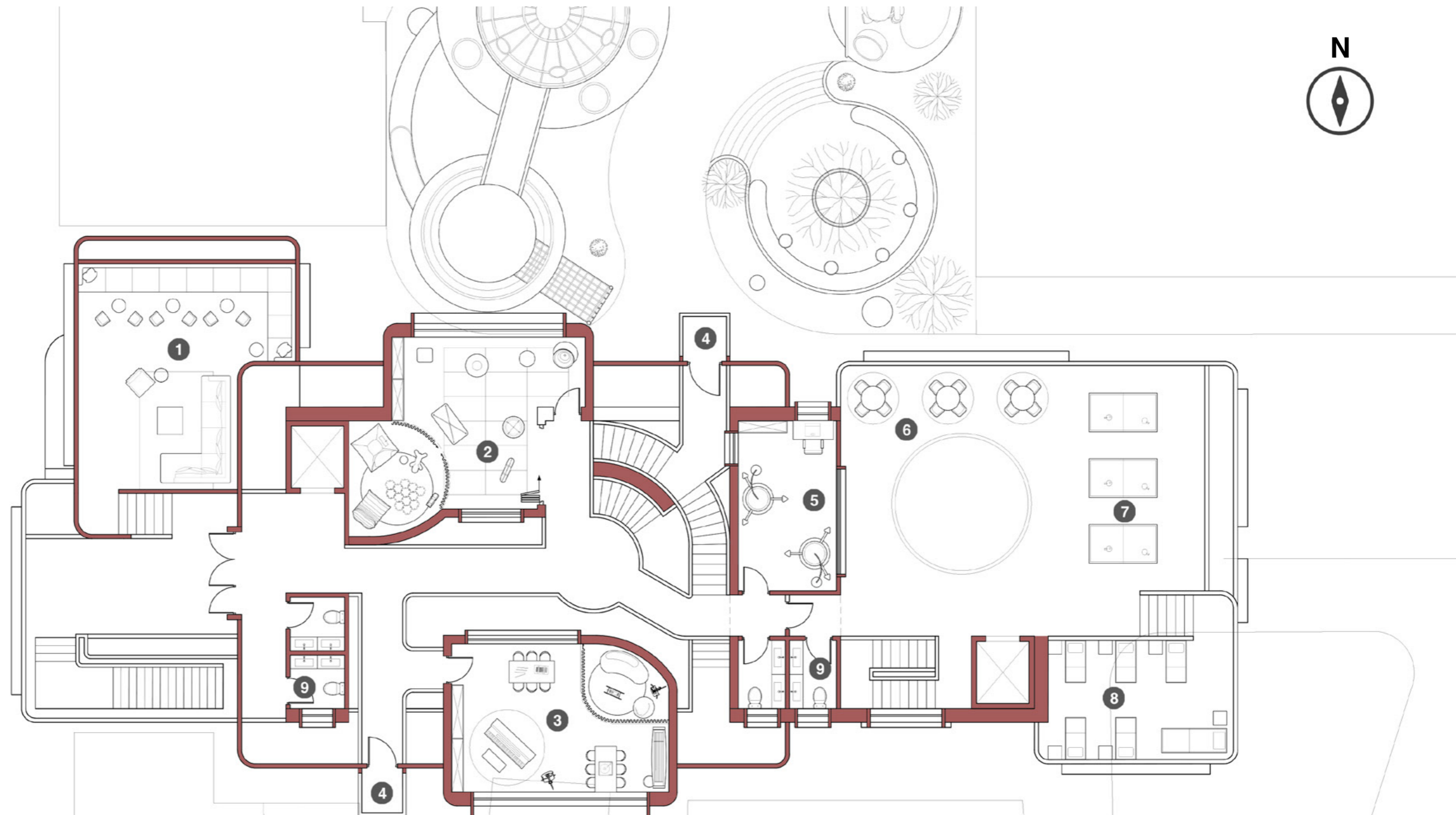
Second floor plan



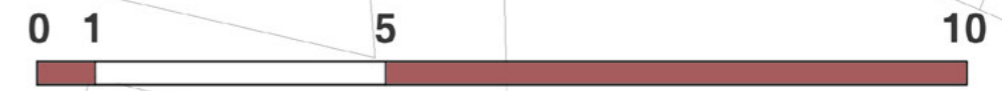
- 1** Open Office
- 2** Private Office
- 3** Chatting Area
- 4** AAC Hub
- 5** Maker Conner
- 6** Observation Deck
- 7** Scent Lab
- 8** Intervention Room
- 9** Telemedicine
- 10** Toilet



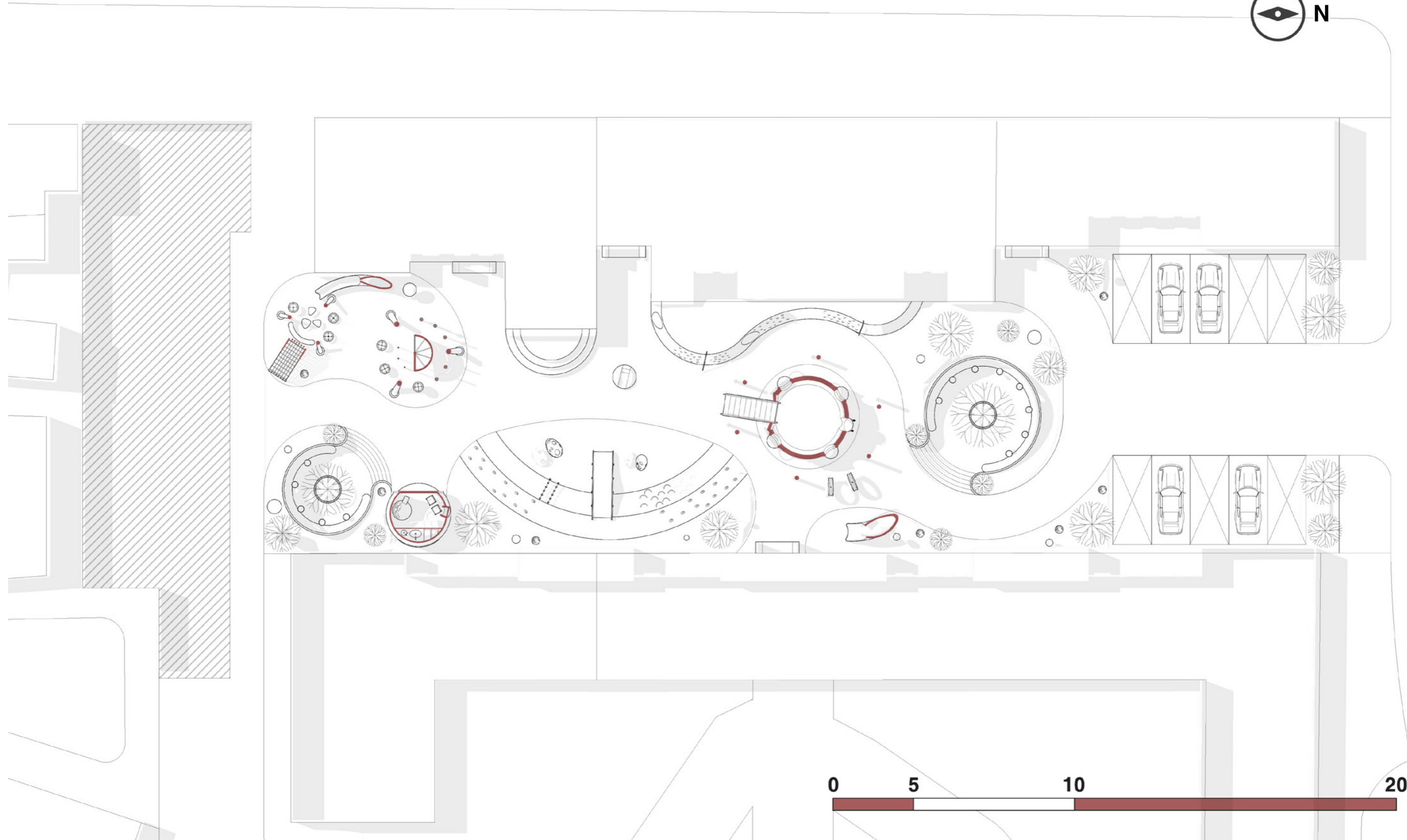
Third floor plan



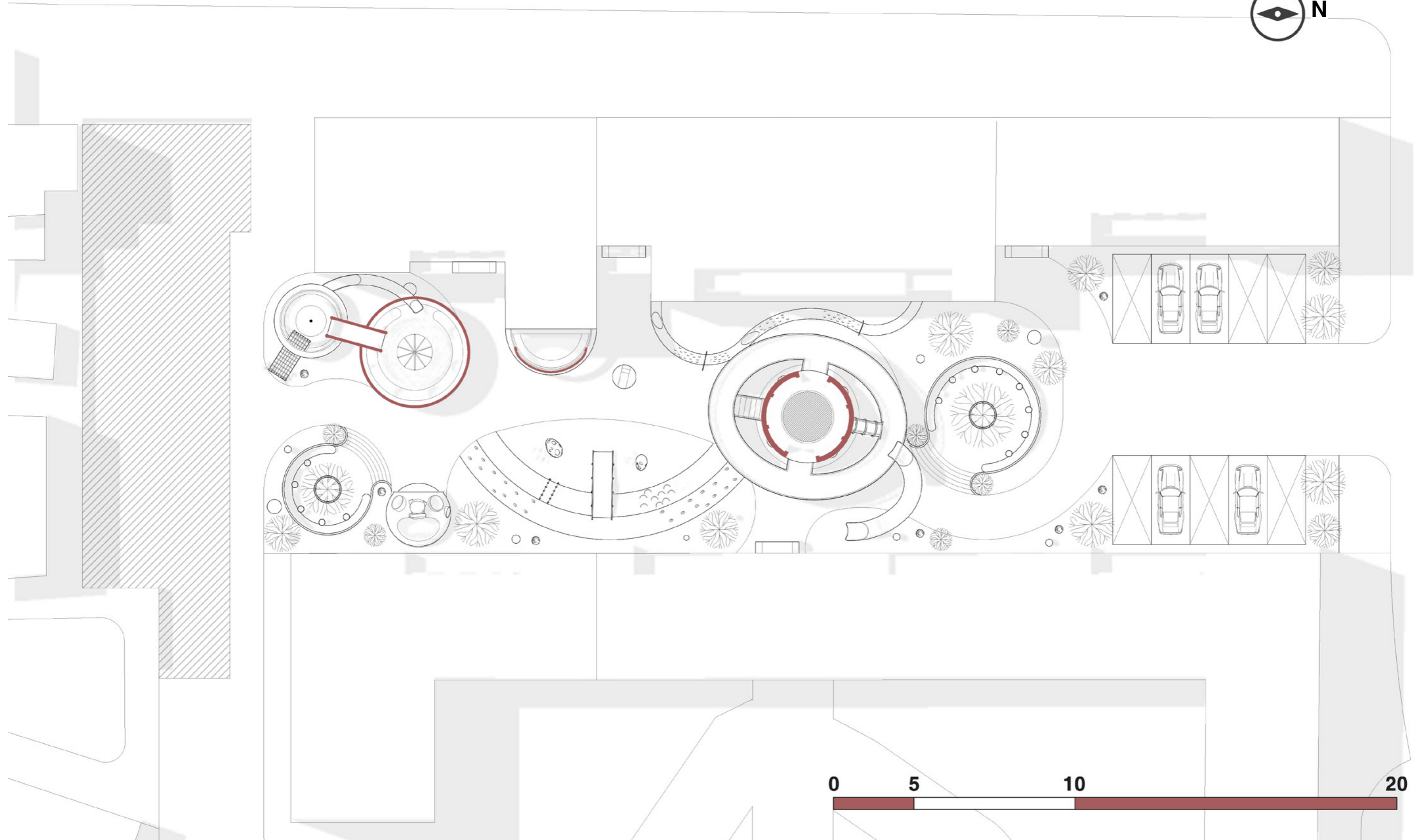
- 1** Outdoor Seating **2** OT - Gym **3** Music Therapy **4** Observation Deck **5** VR Suite
- 6** Outdoor Seating **7** Table Tennis **8** Yoga Area **9** Toilet



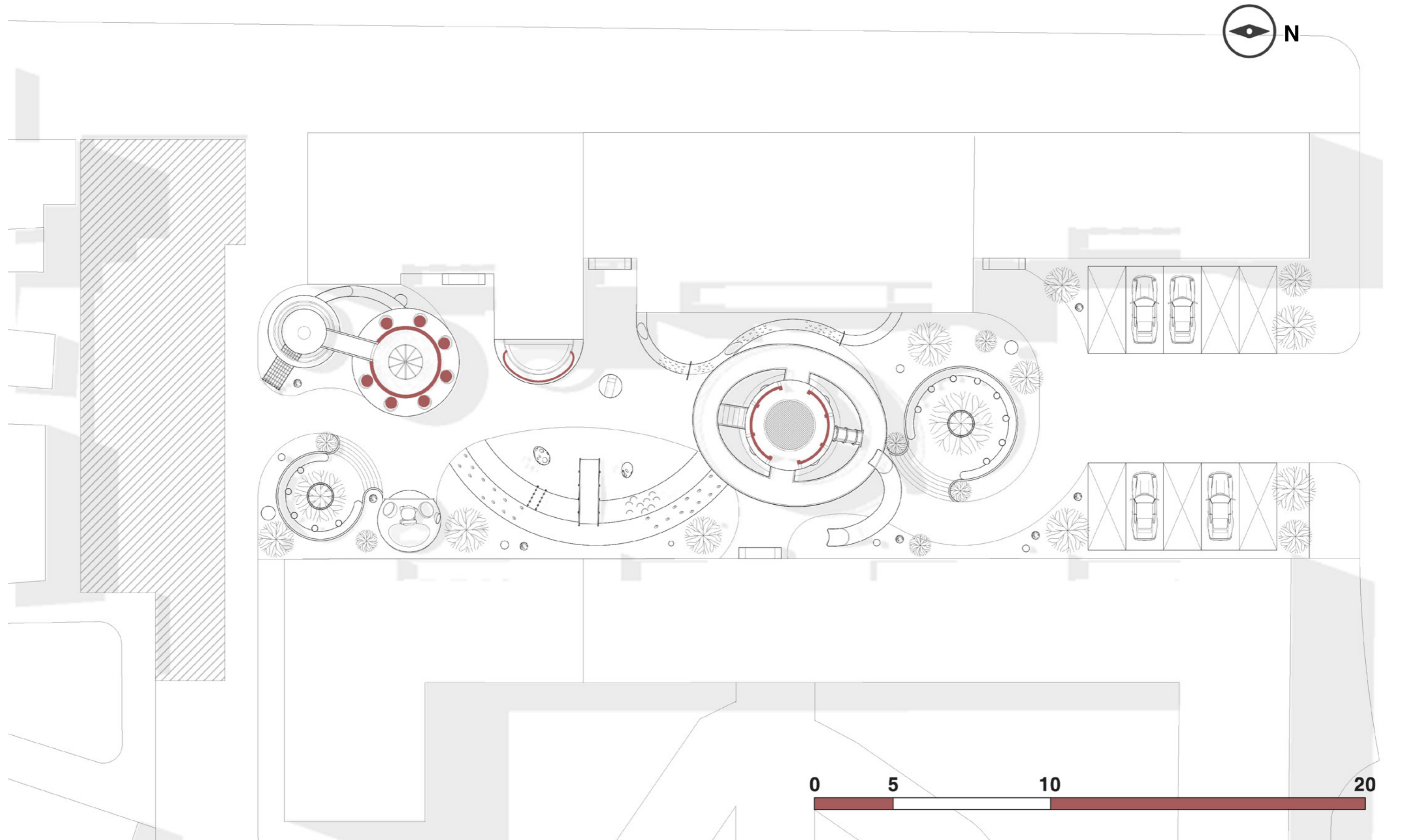
Garden area plan



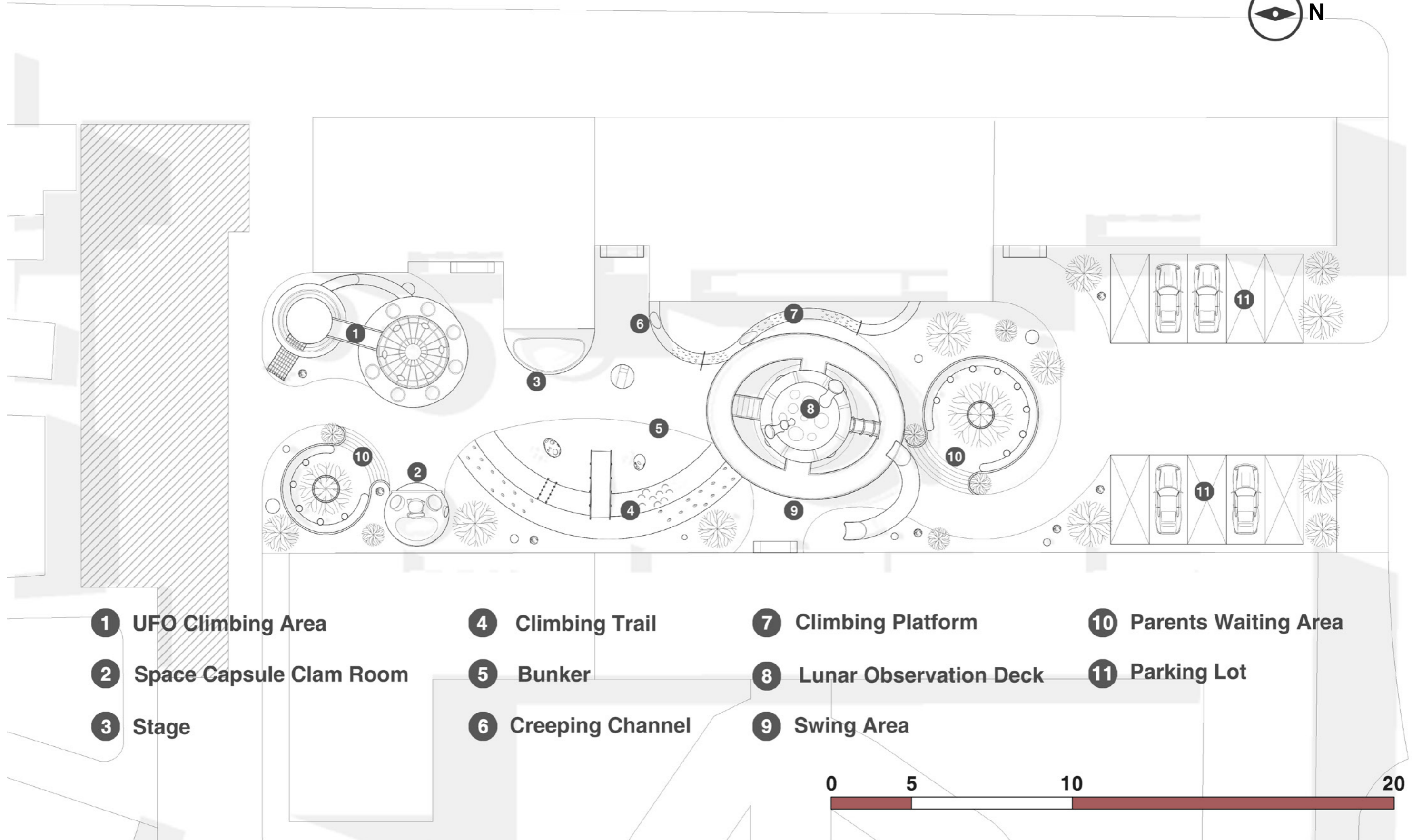
Garden area plan



Garden area plan



Garden area plan



1 UFO Climbing Area

2 Space Capsule Clam Room

3 Stage

4 Climbing Trail

5 Bunker

6 Creeping Channel

7 Climbing Platform

8 Lunar Observation Deck

9 Swing Area

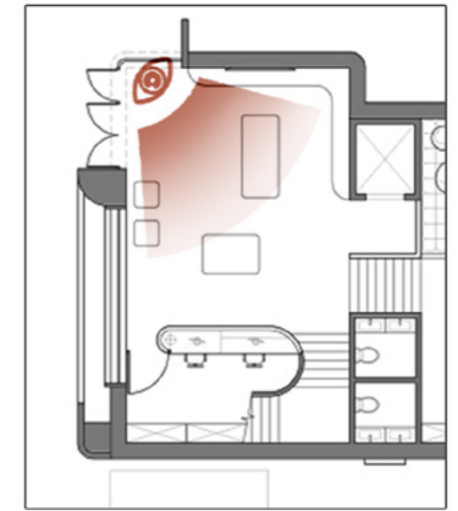
10 Parents Waiting Area

11 Parking Lot

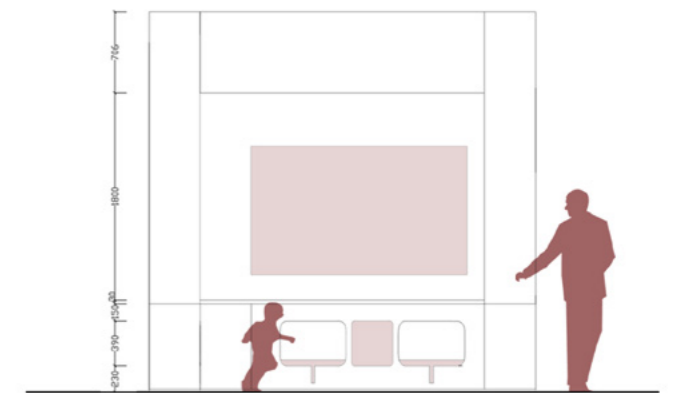


RENDERING

Entrance Exhibition Space

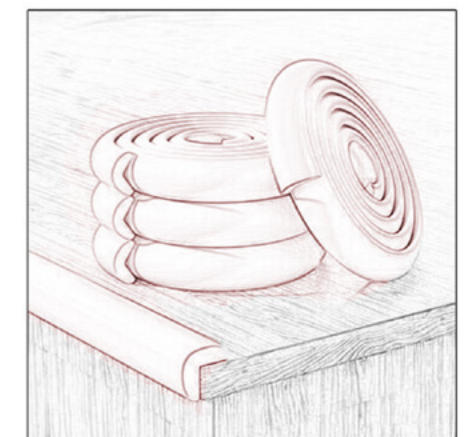


Safety considerations



Display cases and signs are set at lower levels to accommodate children of varying heights, allowing them to comfortably view and enjoy the exhibits.

Safety considerations



For wall corners and edges where rounded forms could not be achieved, soft rubber bumpers were applied to prevent children from injury.



Empathy Exhibition

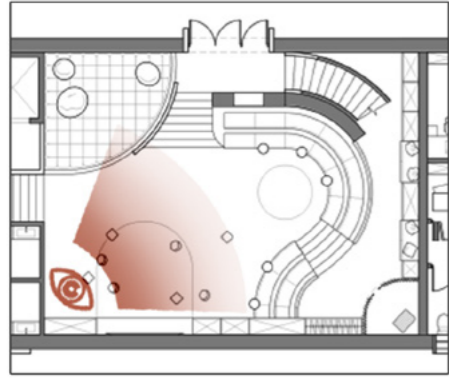
The building's entrance is open to the public free of charge and features an educational reading corner and exhibition space, aiming to deepen public understanding of autism.



Source of funds

The handicrafts made by the children in the play area will be sold to raise funds for families with autistic children.

Mixed-age play/learning area, first floor



Educational lectures

The stage is multifunctional and regularly hosts lectures that teach parents how to care for their children.

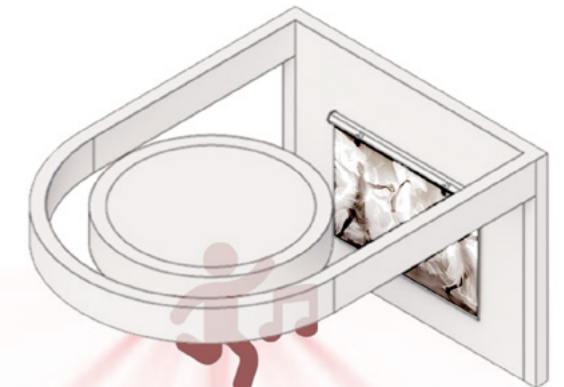
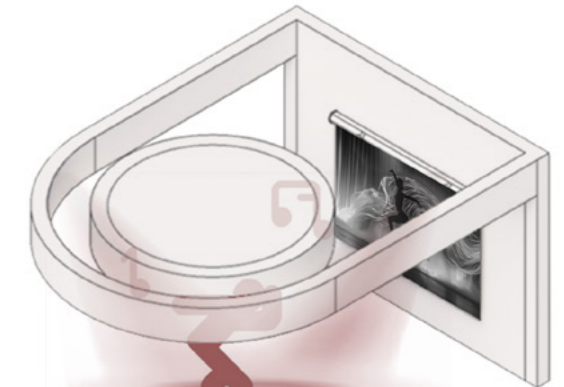
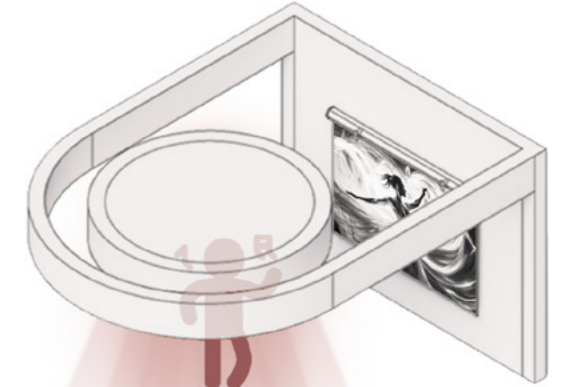


Children's drama

Drama performance helps children with autism express emotions, improve social skills, and build confidence.

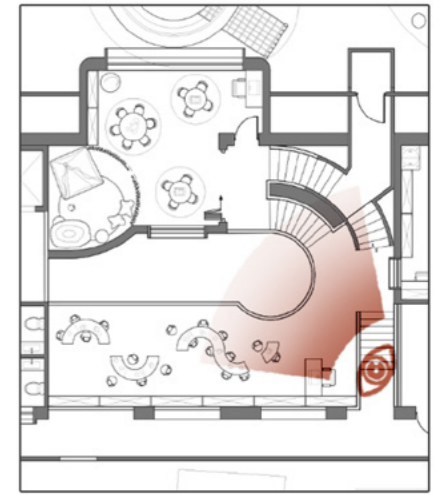


Interactive devices



Lighting changes in response to children's actions, providing additional sensory stimulation for autistic children.

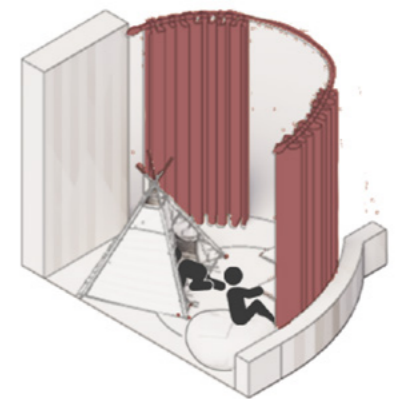
Mixed-age play/learning area, second floor



Inclusive calm corners

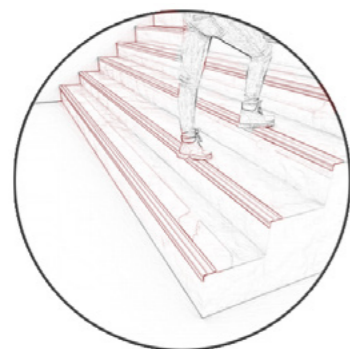


Nylon rope net & Airbag



Tents & soft pillows

Calm corners are integrated into all functional areas, allowing children to enter quickly and regulate their emotions when needed.



Staircase anti-slip

Anti-slip strips are installed on the stairs to prevent children from slipping and being injured by sharp stair edges.



Social skills

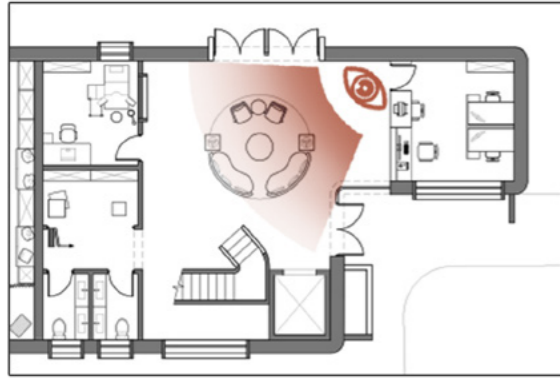
Handicraft activities encourage interaction between autistic children and others, helping to enhance their social skills.



Communication

Using cards or electronic devices helps autistic children express their thoughts more clearly and develop better communication skills.

Medical space, first floor




The space under the stairs serves as a calm corner for children and easy management of therapy dogs.



Pet companionship

Animal-assisted therapy builds a safe emotional connection that helps autistic children reduce anxiety, enhance empathy, and improve language and social development.



Spatial definition

Using color and different materials to differentiate spaces



Predictable

Large windows are provided in each medical room to reduce children's anxiety about unfamiliar spaces.



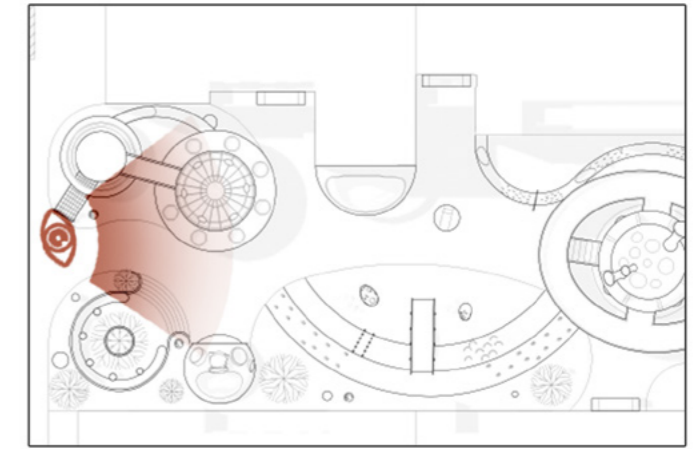
Scent and Mood

Scents can help children relieve anxiety, and the laboratory can create personalized fragrances based on their preferences.






Outdoor Garden



sunken seating area



The parents' waiting area is located at the garden entrance and slightly sunken to minimize frequent eye contact with children, providing them with a sense of privacy.

Fragrant plants



In the play area, native British aromatic plants such as lavender, chamomile, and lemon balm are planted to help soothe children's emotions.



Multisensory activities

The garden features various physical sensory training facilities to support children's motor development, while the space theme stimulates their imagination.



HANDMADE MODEL

Spatial Functional Layout Model



