




4. Accessible entrance
to Queen Elizabeth
Olympic Park.


MAJORWAY TO
ACCESSIBLE TRAILS TO EAST AND WEST
ACCESSIBLE TRAILS TO NORTH AND SOUTH
ACCESSIBLE TRAILS TO WEST AND EAST
LONDON

For the Copper Box
north of the Park
and the Aquatics
south of the Park











NO



