




## ADORNED IN FLAWS



### MANIFESTO Adorned in Flaws

Adorning ourselves with flaws.

We're often taught to "be perfect"—to be quiet, neat, and follow the rules. But in this collection, we take the opposite approach. We believe that some "flaws" are actually beautiful.

Adorned in Flaws is inspired by my childhood—when I was diagnosed with ADHD. At the time, I struggled to focus, my thoughts jumped constantly, my emotions were intense, and my mind didn't follow conventional patterns. As I grew older, I began to reinterpret that experience—perhaps the chaos was actually the source of my creativity.

That's why this collection features a lot of irregular design elements: layered structures that seem to leap, asymmetrical cuts, clashing colors. These aren't "mistakes"—they are another kind of rhythm, a reflection of my inner world.

At the same time, I was deeply inspired by the Rococo era—not just the grand gowns, but the overlooked details of that period: silver cutlery, ornate mirrors, and the decorative edges of porcelain. These small objects held exquisite beauty, often unnoticed. So I brought those forgotten elements into the clothing—pleats at the collar, metallic trims, fabric carvings—reminding us that sometimes, the smallest details hold the most emotion.

#### Our Target Customer

Our customer is between 18 and 30 years old, with a monthly fashion budget of approximately £200 to £1000. They care deeply about individuality and self-expression. They don't chase conventional perfection—they embrace their own flaws and seek to reflect their true selves through what they wear.

They are drawn to romantic, colorful styling, and they value thoughtful details, handcrafted textures, and expressive design. At the same time, they are practical: they want clothing that is not only beautiful but wearable, comfortable, and ready to live in.

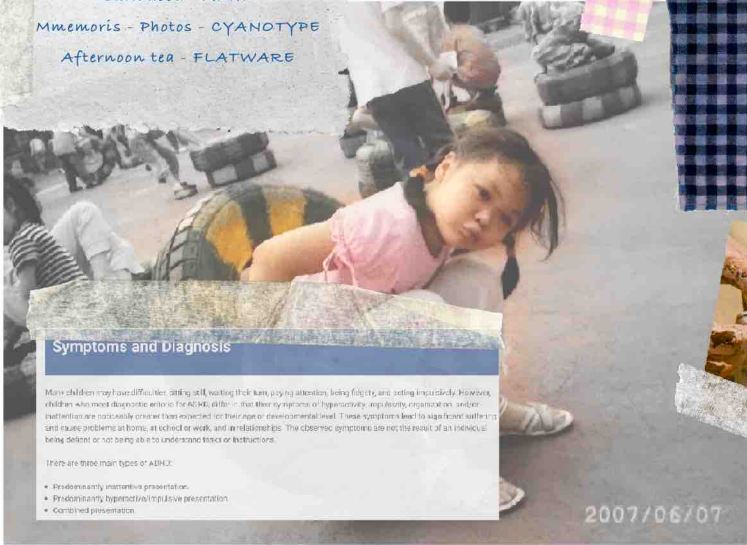
They believe fashion should be more than just art—it should be part of everyday life.

FABRIC SAMPLES - CYANOTYPE



KEYWORDS:

Childhood - ADHD  
Mnemonis - Photos - CYANOTYPE  
Afternoon tea - FLATWARE



2007/06/07

Symptoms and Diagnosis

More children may meet criteria for ADHD, leading to their being paying attention, being fidgety, and acting impulsively. However, children who meet diagnostic criteria for ADHD, either in that they experience hyperactivity, impulsivity, inattention, and/or inattention are noticeably slower than expected for their age or developmental level. These symptoms lead to significant difficulties and cause problems at home, at school or work, and in relationships. The observed symptoms are not the result of an individual being absent or not being able to understand basic or intermediate.

There are three main types of ADHD:

- Predominantly inattentive presentation
- Predominantly hyperactive/impulsive presentation
- Combined presentation

I associate it with the period when I had ADHD as a child by remembering my childhood. It reminds me of the work of artist GLEN MARTIN TAYLOR, who uses a lot of broken cutlery combined with metal to make the imperfect better. It allows us to look at things in multiple ways, both good and bad.

I used the cyanotype technique to create some relevant fabric swatches.



We grow,  
We break a little,  
and we heal,

We even come out the  
other side stronger and  
more beautiful



Vintage  
Flatware



GLEN MARTIN TAYLOR'S WORKS.



FABRIC TEST - FLATWARE



Bread Basket  
1755-1766  
RocoCo

Tea Caddy, 1711-1712  
V&A, style - Rococo



Floral but still  
beautiful.



Artist's photo taken when I was a child - Euro-style

Madame de Pompadour 1754

Mr and Mrs William Hallett (The Morning walk), 1765

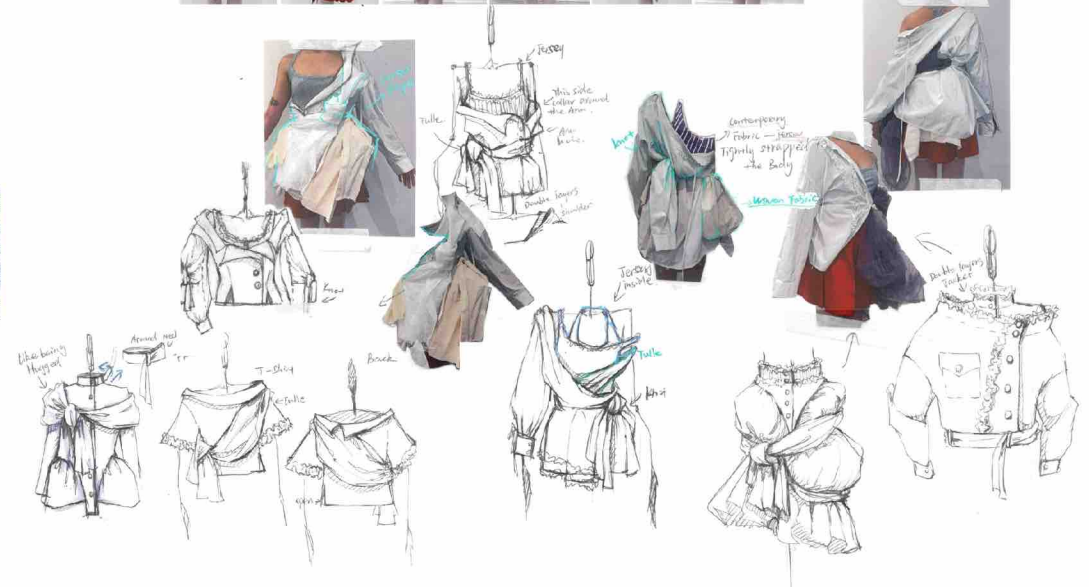
Madame de Pompadour at her Toilette, T. Taffanet, 1763-1764

KEYWORDS:  
DRAPING  
KNOT  
TWIST

I researched and made small samples of the costumes of the time by looking at a large number of oil paintings from the rococo period.



3D DEVELOPMENT WITH DRAPING AND KNOTS, TWIST



I have experimented with modern shirts and trench coats on the human body based on my research on these historical garments and have made some sketches of more of these experiments

HISTORY GARMENT RESEARCH

Sample from history research



Feminine elements in Pasco-era men's clothing



Detail: Box pleated →

Pattern Detail at Fabrics

Natural Element



← At Dress - two side

The essential spirit of Pasco era women's clothing is expressed in its Elegance, Refinement, and Decorative



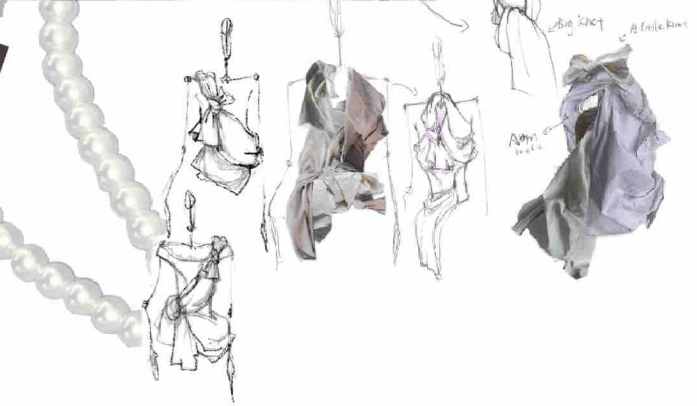
There are many layers of bows piled on top of each other



→ Often decorated with natural elements  
→ Flowers made from fabric

Sample from history research





① 3D Experiment — Twist, Knot & Twist overturn Fabric



Cinch in the waist, Corset shape

Draping shape can change to a top or corset

use the knot to show off draping and body shape

Draping shape

RESEARCH FOR ROCOCO EAR MIRROR



wallpaper


Detail for Rococo style constructions

Candlestick

Get the keyword from the research detail— twist. Which is match with garment research.  
Can use the metal element for design and combine with the flatware element

HAIR STYLE WITH FEMINISM

The hairstyles of the early eighteenth century embodied delicacy and discretion. They were curled close to the head or pulled back into a bun. One finds such accents as a small spray of flowers, or, at most, a veil or two, trailing on a spire. Caps in French and low, sometimes covered the pulled-back styles. The placement of a few flowers or a ribbon was called a panpon, and through the 1740s, it manifested the ideal of simple, refined.



FABRIC SAMPLES




FABRIC SAMPLES

I also researched some books on the history of Rococo hairstyles and found that Rococo clothing and hairstyles showed some feminist developments in some ways, for example, many men's clothing at that time would also be full of women's features, and women's hairstyles went from being hugely complicated to being much lighter.

A great deal of the internationalism of the period was simply the diffusion of French *esprit* all over the globe, and femininity embodied that spirit as never before. As Karl Toth has written of women in rococo France, "Architecture and furniture design forsake Baroque's spacious solemnity, and snuggle more and more intimately round woman's dainty little person; and in the butterfly world of *la mode* this elusive creature, woman, shaped her whole century unrestrictedly to her own image."<sup>16</sup>

While researching rococo styles I also noticed the behind the scenes portraits of Marie Antoinette from Sophia Coppola. In these photographs historical places, backgrounds, people, costumes are shown with modern things. So I got a lot of inspiration. I started to think about how to combine something historical with something modern. In terms of fabrics, I would also like to use this idea in my creations therefore. I have combined modern and historical materials, and in my design, I will try to modernise the dress with the characteristics of the rococo period.

PROCESS WITH CYANOTYPE AND FOIL



FABRIC SAMPLE WITH LACE AND FOIL

VINTAGE ROCOCO ERA TEA BOX

COMBINE MODERN AND HISTORICAL



I can combine some modern techniques with historical elements

These designs aren't fit with the historical

Combine modern garment with historical garment (collage)

Imagines - combines (collage)

Compare fabric - No fabric

KEYWORDS-ADHD :  
MOVING  
GOSTING



I used modern suits and some vintage clothes to arrange them into dancing shapes. And extracted these experiments to make a lot of collages

I got the keywords: moving, gosting based on adhd's research and combined them with the fact that during my childhood, my parents would let me participate in various activities such as stage performances and dancing in order for me to expend my energy and exercise my concentration. I got the keywords: moving, gosting based on adhd's research and combined them with the fact that during my childhood, my parents would let me participate in various activities such as stage performances and dancing in order for me to expend my energy and exercise my concentration.





COLOUR & FABRICS

Desserts



Pattern from wall



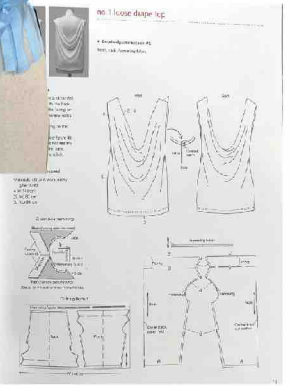
Pattern samples with different fabric



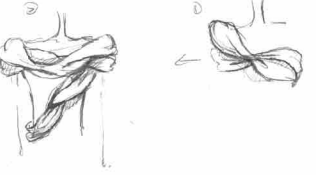
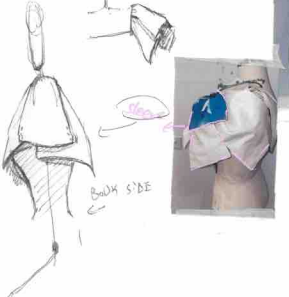
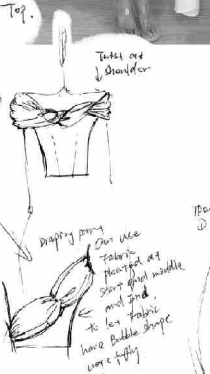
DEVELOPMENT & 3D EXPERIMENTS



Development



Get just around Bow part (Big Bow at Back)



DEVELOPMENT WITH ACCESSORIES

We're often taught to be perfect



But for ADHD: struggled to focus. Jumped constantly.



out of control

Fluorene  
Come around  
unconventional  
pearl around  
+ timber

Accessories Development

BROKEN



Similar with mirror + mist + kind

revolves around the symbiotic relationship between nature and humanity

about memory, fragile

Pattern from Peruvian Fabric

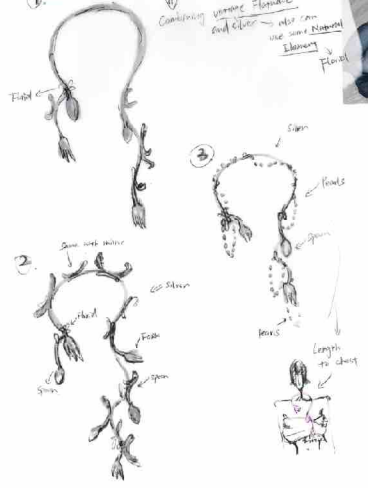


when life grows in bioknives  
↓  
NATURAL

Natural Element



1. Necklaces - Development



Combining various Fluorene and other - also can use some Natural Element + Pearl



Chill Gel Sample for Fitbit



Branches

DEVELOPMENT & FITTING NOTES FOR TOILE

LOOK1-Bow jacket&Bow skirt



Toile ① - (ins) ①  
 ① low neck  
 left collar around the neck  
 is asymmetry

Toile ② - (ins) ②  
 ② high neck point collar

Toile ③ - (ins) ③  
 ③ change it make these two like on same line

key point for look ① - show skin for on better fit with body (with wide waist)

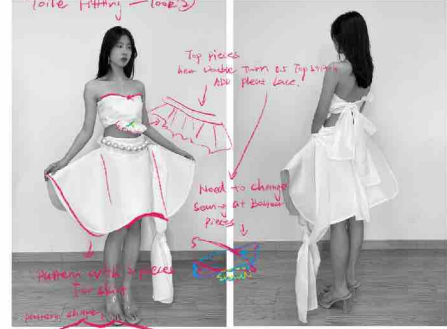
7 pieces pink dot net fabric 1 piece blue dot net fabric 1 piece same with collar

4 pieces of fabric for Bow  
 Fabric: Blue women with color dots

\* key point - Bubble skirt  
 1cm should show more outside fabric

use white fabric to do the yonotype

LOOK2-Cyanotype knot top & Knot skirt




change to only have two outside pieces and at back have two knots

two layers  
 top one should show than under pieces

use white fabric to do the yonotype

Accessories

LOOK3-Twist top&Bow trouser



# RANG PLAN & LINE-UP WITH FABRICS

RANG PLAN

