

SET DESIGN OUTCOME

1:25

5x Interpoles
different faces
on other side.



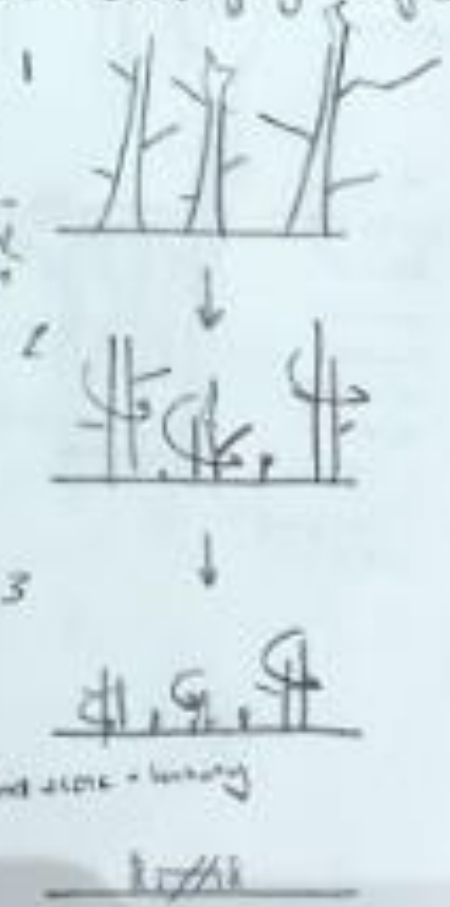
0.06.2025 NEW IDEA see design development



Each template represents a correct / chapter from the poem, - they will provide a more specific language prompts for analysis
 - also be left-handed like the letters through the letters to see the correct / correct section contained, be shown down the page more across the stage.


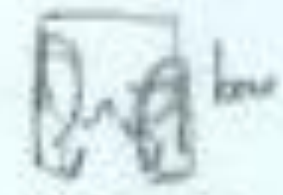
→ As the forest is the trees have horizontal more present the trees lower while few are objects going through higher and lower.

→ OOD to trees, some are behind - angular small god-like - horns - one - middle - sub-temple - like figures to trees in the forest



to include design part.

have one side depict each creature in pair, arrows + sufficiency, and the other side transitions, might not appear more so in practice, but then merge copper blank as 2 stages along.



Sometimes a WILD GOD

7x 10m poles - enough to
fill forest - Big enough
faces + the ones



area
in front
holding at
opening

Fig 1



Secondary
xylem
Primary
xylem
Cambium
Secondary
phloem
Primary
phloem

Fig 2

Secondary
xylem
Primary
xylem
Cambium
Secondary
phloem
Primary
phloem

Secondary
xylem
Primary
xylem
Cambium
Secondary
phloem
Primary
phloem

Fig 3



Secondary
xylem
Primary
xylem
Cambium
Secondary
phloem
Primary
phloem



Hand-drawn sketch of a vertical architectural element, possibly a door or window frame, with a cross-like top section and a central decorative motif.

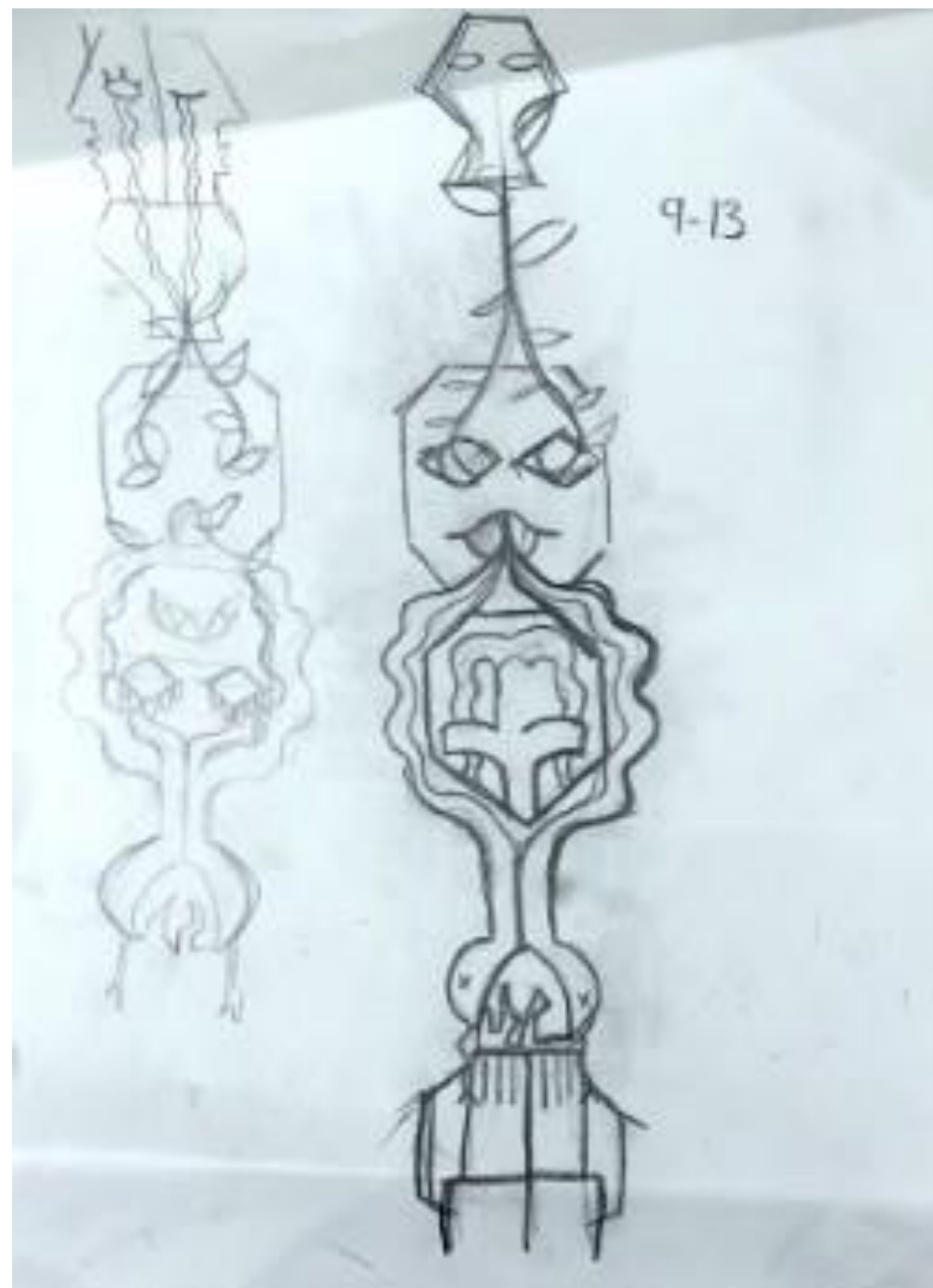


Hand-drawn sketch of a horizontal architectural element, possibly a base or a decorative band, with a zigzag pattern and a central decorative motif.



Hand-drawn sketch of a vertical architectural element, possibly a door or window frame, with a cross-like top section and a central decorative motif, similar to the first sketch but with different details.

Hand-drawn sketch of a vertical architectural element, possibly a door or window frame, with a cross-like top section and a central decorative motif, similar to the first sketch but with different details.



9-13

10, 11, 12



14-16

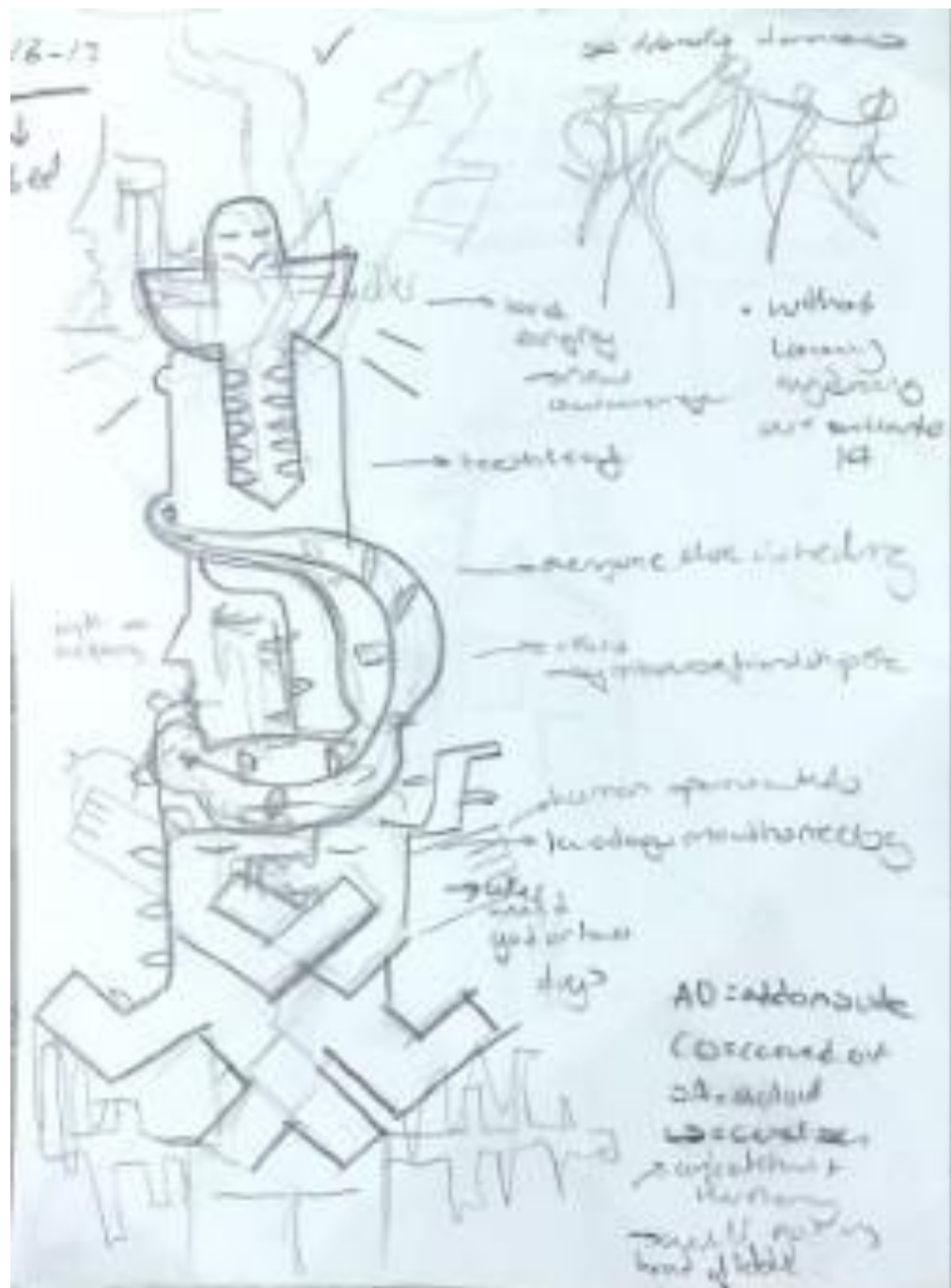


looking
birds with
as well nodes

— next to each
the sun, branch or
wing

pt on top of
whorey 9-13





18-20/21



Handwritten notes or labels, possibly describing the drawing.



Handwritten label, possibly 'Lila'.

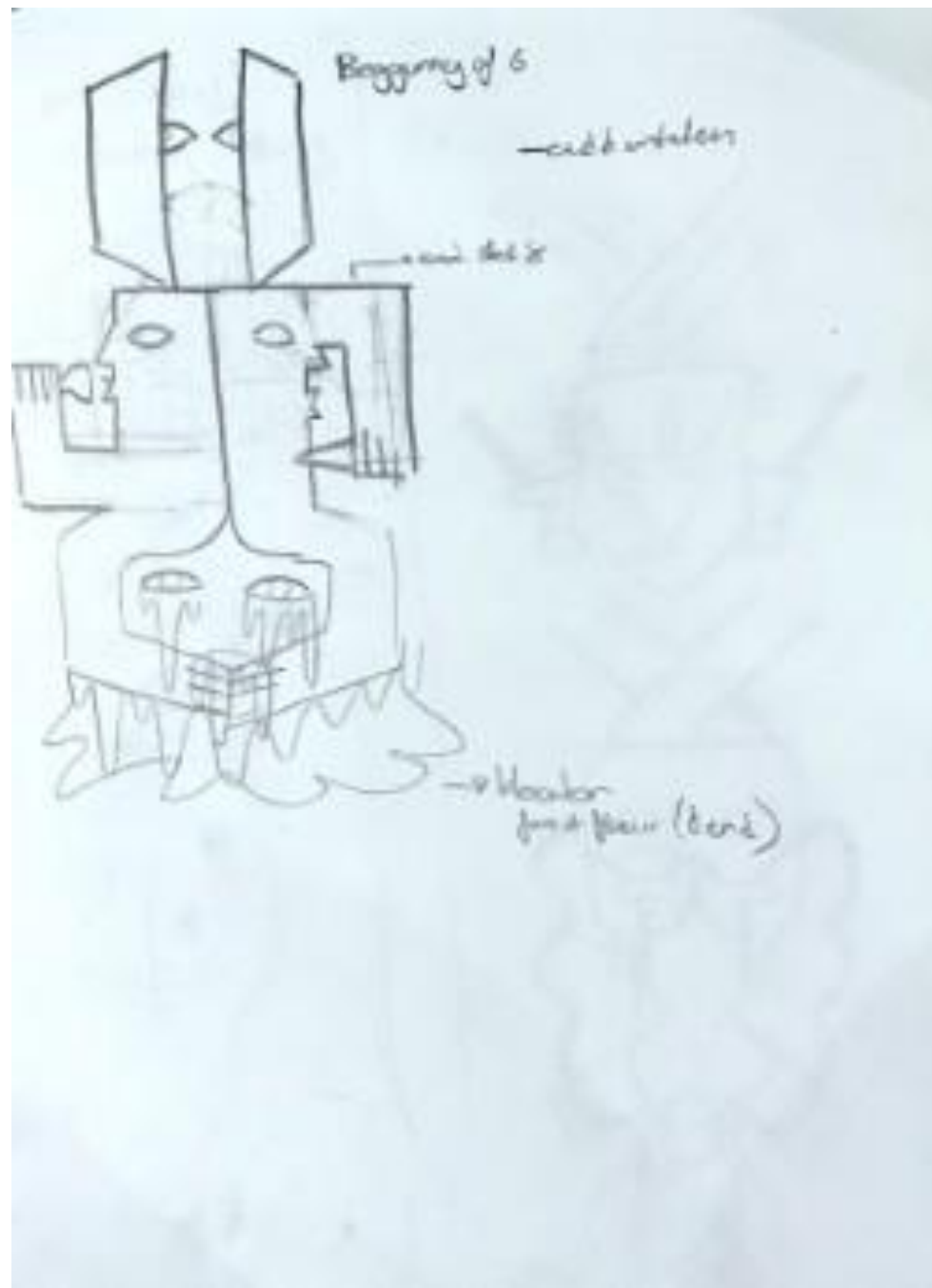


24



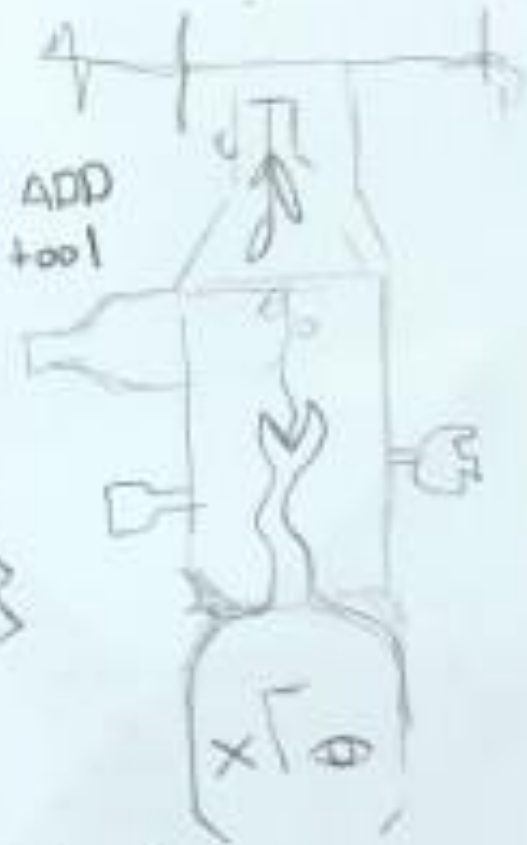
25







ADD
tool



Final



bar ottdm.