

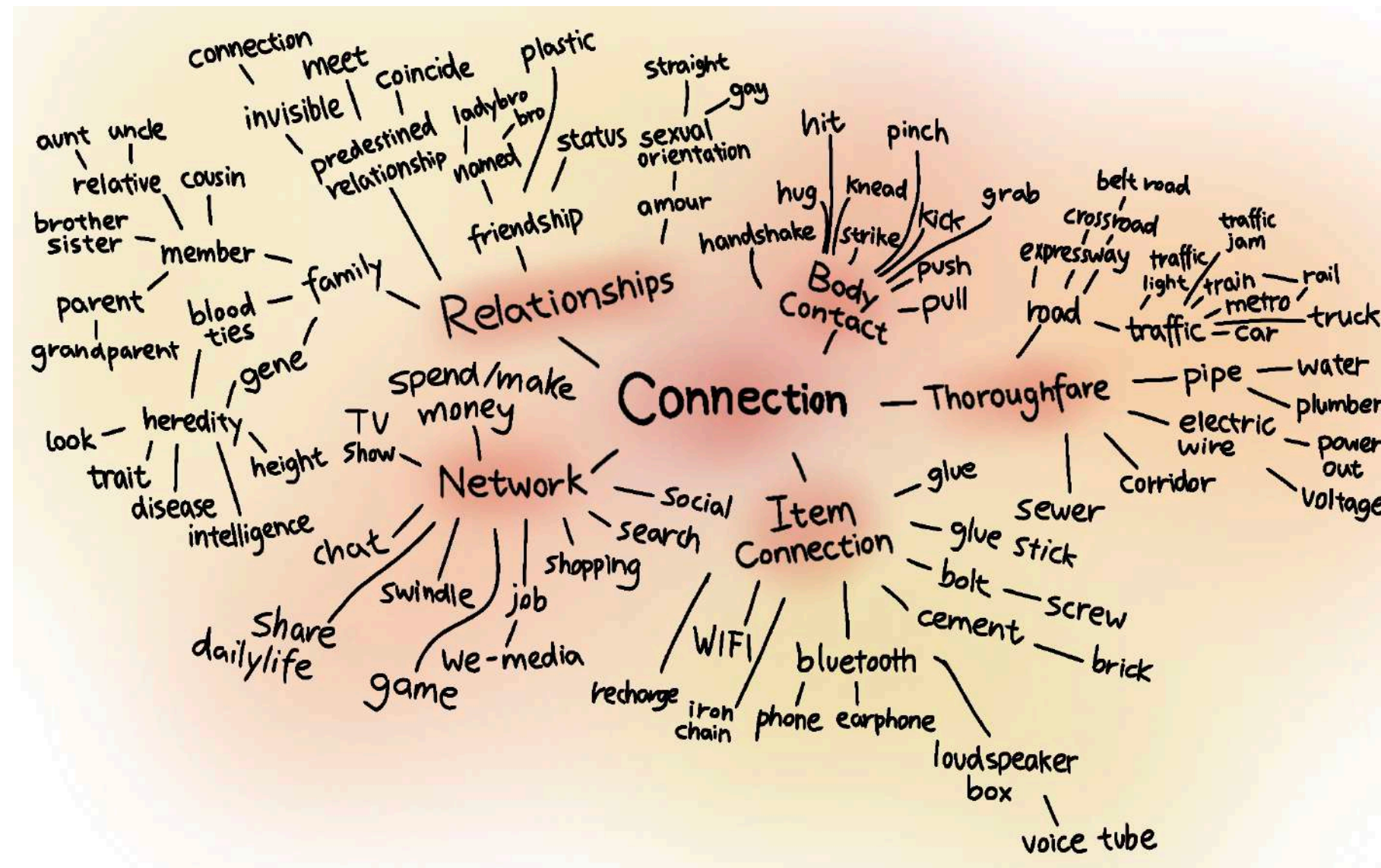
What is connection?

Connection can be seen as an implicit acting force between units, it can be people's relationships, someone's feeling to something, or the natures between objects, etc. The units have connections with each other could be mutually interactive, interdependent or symbiotic.

My own understanding of the subject after research?

Through the translation of words, we can perceive that connection is a word that produces contact between objects and people. Communication can create connections between people, exchange emotions and solve problems. The connection between things is like two pieces of paper held together by glue, or some invisible connection, the connection between Bluetooth devices and electronic devices. This word is like a neutral word, some connections are good connections, and some are bad connections, like if I stay with a person who has a cold, I will be infected by her virus, and my immune system will be destroyed...

Mindmap 1



Interpersonal relationship is the connection between people's hearts and hearts.

Physical contact is the skin-to-skin connection;

A channel is a connection between one place and another;

Physical connection makes two things join; There are many things connected to the

Internet, and they are needed everywhere.

ginal mind map creation of "connection", ops from the five directions of rsonal relationship, physical contact, l, physical connection and network.

My collage of connections



The connection between people

I chose the direction of interpersonal relationship for research, and found that the connection between people is divided into tangible and intangible.

The invisible connection between people

Fate, blood, genes, emotions, emotions, beliefs, interests, networks, dreams, communication, fate, divinatory signs, ideas, relationships...



My collage of invisible connection

The visible connection between people

Physical connection (hugging, hitting, tickling, shaking hands, rubbing shoulders...)
Sports (tug-of-war, three-legged, wrestling, table tennis, basketball, soccer...)
Group (class, competition, audience, company...)
Scene (concert, queue, party, amusement park, game...)

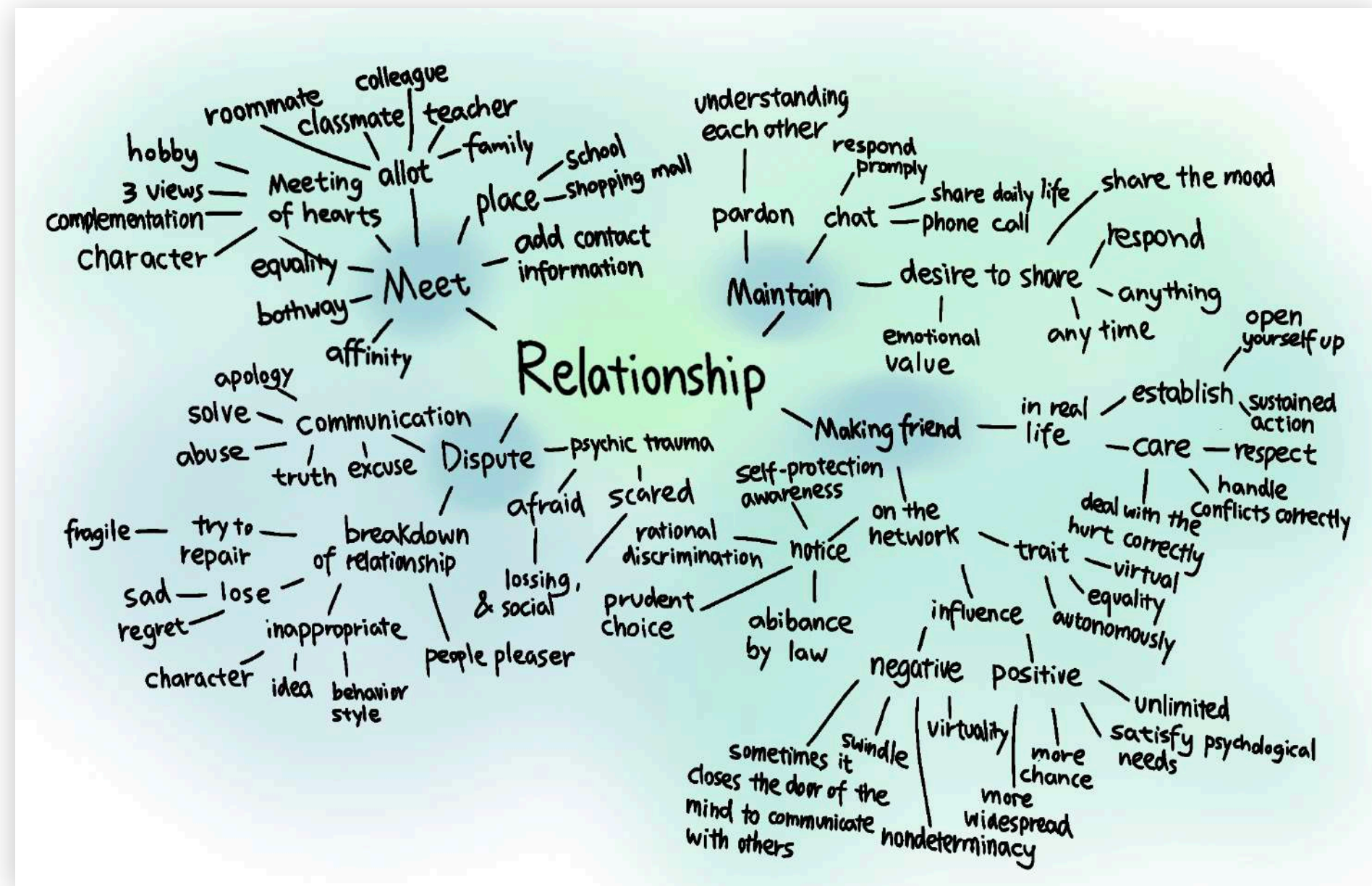


The desire to share is a kind of communication, an invisible connection between people.

(Emotional connection, emotional giving, collision of ideas.)

Here I conducted a survey and summary of people's visible and invisible, I learned that **"sharing desire"** is an invisible connection between people.

Mindmap 2



"RELATIONSHIP" was selected from the first mind map and the second mind map was created.

It extends from the four directions of acquaintance, quarrel, friendship and maintenance. The four points raised are like a loop in our relationship, and each stage is experienced.

I chose the theme of "sharing desire" to maintain the direction.

Connection & Sharing desire

The desire to share is a kind of communication, an invisible connection between people. Maintaining a desire to share is also like a chain that connects a relationship. So sharing is an important part of a relationship.

The desire to share connects our lives. We want each other to feel more and be more involved in our lives, just as they are in mine.

There is an emotional connection between two people, and both are givers of each other's emotional value.

Sharing will certainly bring people closer and closer together.



My collage of sharing desires

The pictures are from his chat history with friends



enfp?
e?i?

Why did I think of the keyword sharing desire?

Although I can't remember when I first learned that word. But I know that my own desire to share is relatively strong. When I watch videos, I will forward a lot of funny videos to my friends. I also like to share things that happen in my life with my friends. Even if I just take the subway every day, I also like to share my emotions and situations with them at that time.



Why do I like to share?

Because I'm an e? Because I have a rich life? Because life is too rough? Because... ?
There is no particular answer.
Simply because they want to share, and can get effective communication and emotional provision.

This vague connection is enough to connect yourself with the people around you, and screen out the establishment of intimate relationships with people with the same frequency.
Sharing strengthens our connection with others and makes it easier for us to build trusting relationships.

Sharing is not a one-way communication, but a means to connect the world.
When I see different voices, different perspectives, different points of view, I will be happy from the bottom of my heart, it is not a "dissent", but an effective supplement to my own cognitive blind spot.

Why did I choose sharing desire as the direction of mine final work?

I choose sharing desire as the theme first of all because the word itself is very interesting. Sharing desire is not a very concrete existence, it is something that cannot be seen or touched, but it can bring people closer to the heart. It's amazing.

Secondly, creating works inspired by my own expertise or familiar fields might better convey my perspective on the desire to share. This approach would also help audiences understand how I personally perceive this urge to share.

Sharing something allows us to derive **emotional value** from the other person's serious response.
My friends comfort me when I am sad;
When I feel targeted by life everywhere, my friends help me find the small blessings in life.
When I'm happy, they're happy for me.

Sharing is also a very happy thing. So I chose sharing desire as the key word of the project.

REFLECTION week1-2

In the early stage, I first made the first mind map, expanded my **thinking from the five directions of CONNECTION (interpersonal relationship, physical contact, channel, physical connection and network)**, and then **chose the direction of interpersonal relationship** that I was most **interested** in to make the second mind map.

In the **second mind map**, I develop **RELATIONSHIP** from the four directions of **acquaintance, quarrel, making friends and maintenance**. These four points in this mind map, **it's like a loop in each of our relationships, and each stage is what the relationship will go through**.

Then, in these four directions, a key word "**sharing desire**" was chosen to maintain the direction. **Sharing desire is a kind of communication connection, emotional connection and relationship connection between people**. Moreover, we conducted a **survey on the tangible and intangible connections between people**, and **collaged the images** we found (the invisible connections were so invisible that we could not find physical pictures at all, so we almost used emojis instead of pictures). **And finally: the connection generated by the desire to share is an invisible connection between people.**

The research direction of the next part will continue to focus on the desire to share, because the first part is a relatively one-sided analysis and investigation of the feelings brought by the desire to share. **But it is still necessary to dig deeper to find out whether there is another side to this beautiful thing of sharing, because all things in this world exist with positive and negative sides** (for example: Glue this thing can be very convenient and very convenient to make two things together, but if it is attached to people's skin, the resulting tug will make people feel uncomfortable, or some of the skin will have a corrosive effect of the ingredients).

What is sharing desire? Important in the relationship?

Sharing desire refers to people who have a strong desire to share what they have seen and heard throughout the day with those around them.

What role does sharing play in intimate relationships:

- A desire to share can promote intimacy, but an unreciprocated desire to share can negatively affect the relationship.
- Sharing is paying attention and responding to every moment
- The desire to share and response are mutually reinforcing.

The effect of more or less sharing desire on relationships:

- Excessive desire to share the situation:** the other party may feel bored when they are busy, and then perfunctory, and did not give the sharer the exact emotional feedback, the sharer will feel that their sharing is superfluous, and will reduce their desire to share.
- Sharing desire is too little:** If sharing desire is too little, the communication between the two people will decrease, the topic is estimated to encounter a bottleneck, and the intimacy of the relationship will not increase much, but the relationship will not go to the situation of breaking up.
- Sharing desire is just the case:** both sides may have enough energy to face each other to share the trifles of life, share every little thing is responded to (everything has a response), the mood of the sharer will be taken care of, just the right sharing desire to let the relationship between the two gradually grow, neither too much nor too little.

So there are pros and cons to sharing. There are pros and cons !!

The two sides of the SHARING DESIRE

Although the desire to share is indeed a very beautiful thing, in fact, the feeling of sharing more and less is not the same, if the desire to share does not get a response, it not a good thing.

GOOD

Sharing makes two people communicate more, bringing them closer, weakening the sense of distance, and thus increasing intimacy.

There is an emotional connection between two people, and both are givers of each other's emotional value.

Sharing connects our lives, just as the other person is involved in mine.

Getting to know each other better, being close friends.

BAD

Too much sharing is like intruding into someone's life and leaving them with no breathing room.

Too much of each other's private time, too much desire to share like a task for each other to complete, undoubtedly making sharing a burden.

Emotions are not responded to carefully, and relationships are stagnant and perfunctory.

It's like a kind of ineffective communication, where there's contact but there's no emotional or spiritual connection.

Invasion: interference, diffusion, infiltration, mass influx, occupation.

So there are pros and cons to sharing. There are pros and cons.

Project intent:

I want to show the two-sided nature of sharing desire through a work, and trigger people's thinking about sharing desire.

questionnaire



CONNECTION——分享欲Sharing desire

此问卷由本人进行收集使用，数据将用于个人作品前期想法的调研和总结。您的信息不会被用于商业用途，数据的收集采用匿名的形式进行。此调研共有7个问题，所需时长大概3-4分钟。

This questionnaire is collected and used by myself, and the data will be used for the investigation and summary of my ideas in the early stage of my work. Your information is not used for commercial purposes and is collected anonymously. The survey consists of seven questions and takes about 3-4 minutes.

The questionnaire revolves around sharing desire, including the two-sided nature of sharing desire I mentioned earlier.

And from this questionnaire we get some people's feelings and opinions on sharing desire. Some people think that the desire to share needs to be sustained by response, but others think that the two are not related. From this questionnaire, although I have both positive and negative aspects of the desire to share, I think the focus of this questionnaire is actually the negative aspects of the desire to share.

Because in my initial search for sharing desire, I found that everyone seems to be clear and understand the benefits of sharing desire, and few people will feel that sharing desire is also a neutral word, and there is not a good side.

* 1. 您的分享欲强吗?

1. How strong is your sharing desire?
- Very strong (frequent sharing)
 - Moderate (balanced sharing)
 - Weak (rarely share)

* 2. 您认为分享欲在亲密关系中重要吗?

2. Is sharing desire important in intimate relationships?
- Important
 - Moderately important
 - Not essential

* 3. 您认为分享欲会创造情感连接/同理心吗?

3. Does sharing desire create emotional connection/empathy?
- Yes
 - No

* 4. 您认为哪类人群更倾向于分享?

4. Which group tends to share more?
- Extroverts (e.g., MBTI "E" types)
 - People with vibrant lifestyles
 - Regular office/student life
 - Other

* 5. 您认为过度的分享会让他人感到负担吗?

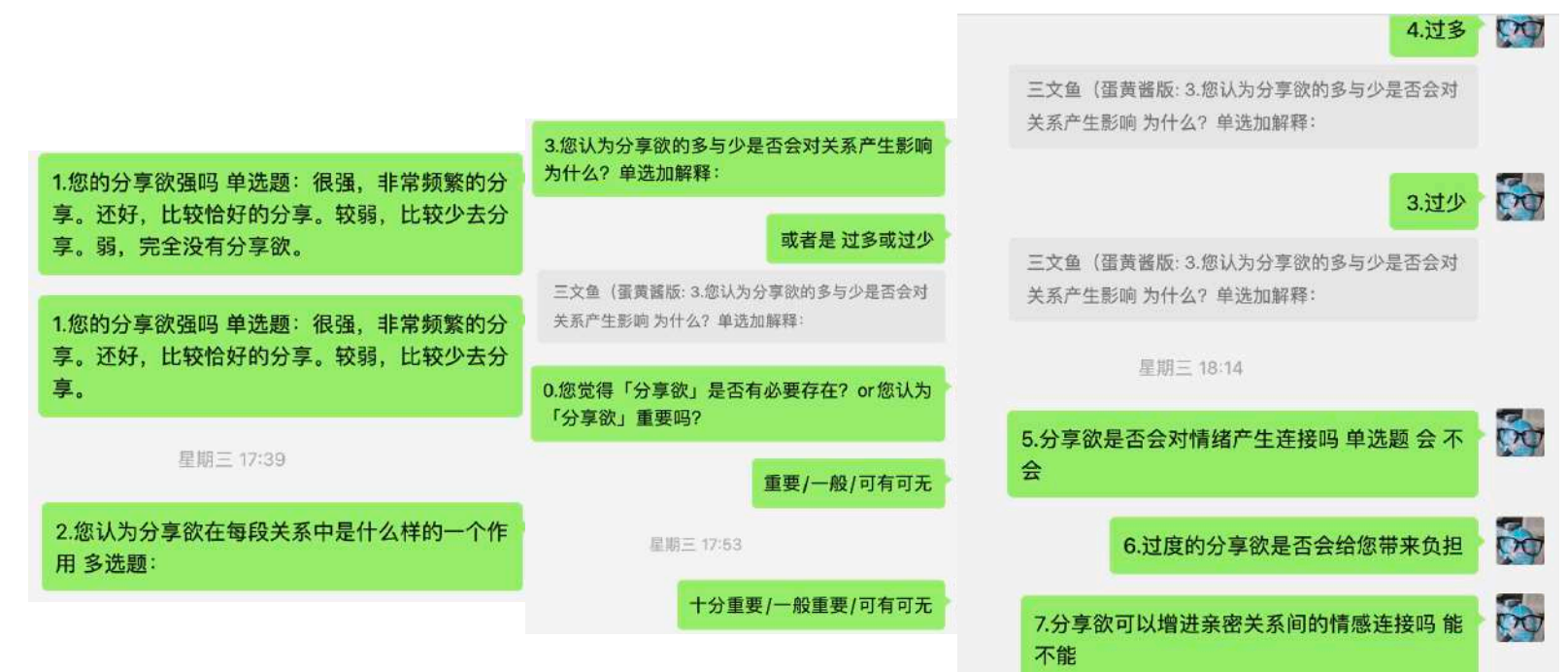
5. Does excessive sharing from others feel burdensome?
- Yes
 - Slightly
 - No

* 6. 您的分享欲是否受到他人反馈的影响?

6. Is sharing desire sustained by responses?
- Yes
 - No

* 7. 如果您的分享没有得到回应，您会感到：

7. If your sharing isn't reciprocated, you feel:
- Will share less in the future
 - Emotionally neglected
 - Worried about bothering them
 - Understand (e.g., they're busy)
 - Resentful ("I'll do the same!")
 - Other



The green part is my idea of the questionnaire question, which is the first draft of the questionnaire. The pictures in white are the seven questions that I finally summarized and reduced.

The purpose of this questionnaire is to collect the double-sided characteristics of the desire to share itself, and let the interviewees understand the double-sided nature of the desire to share itself.

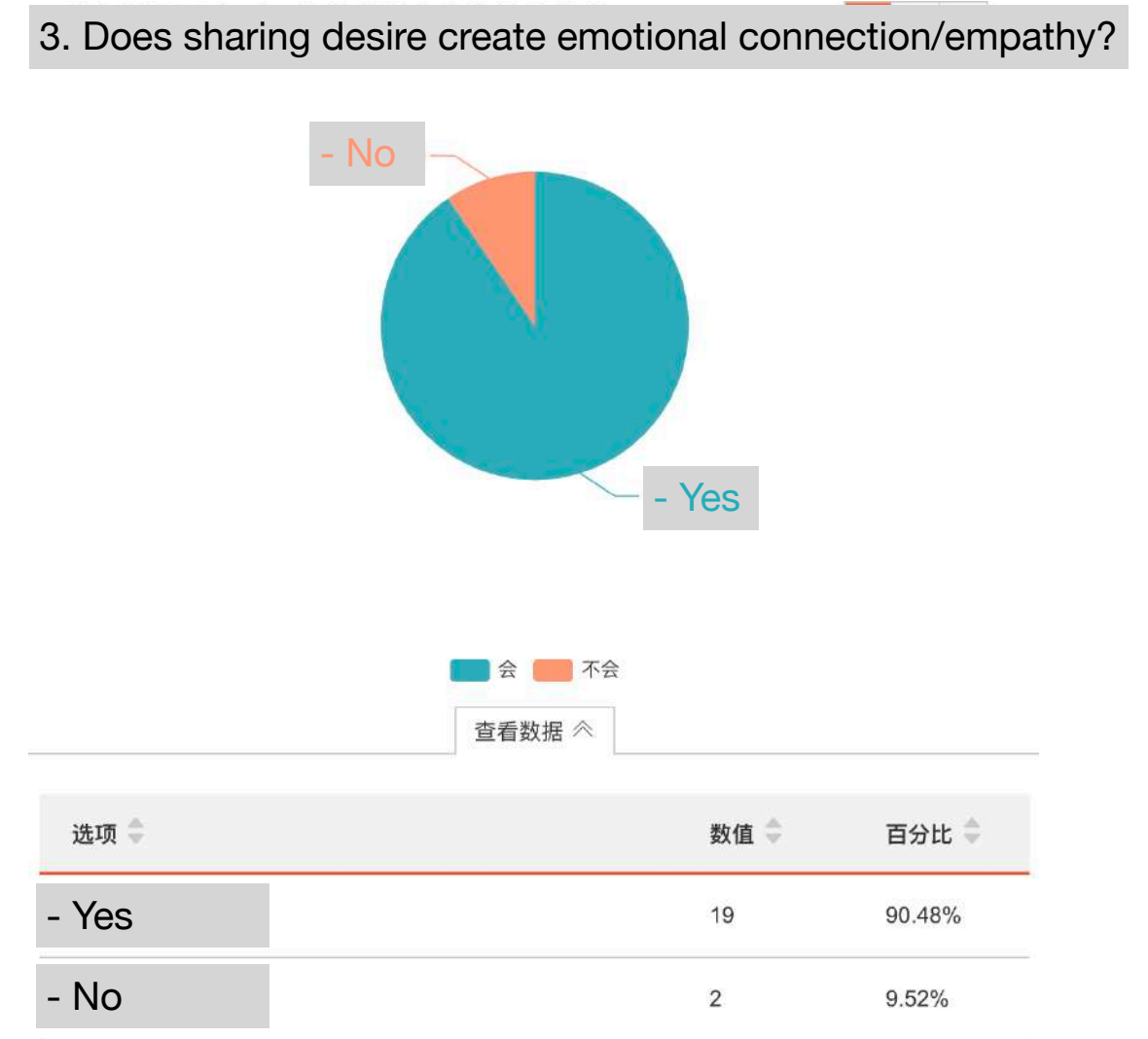
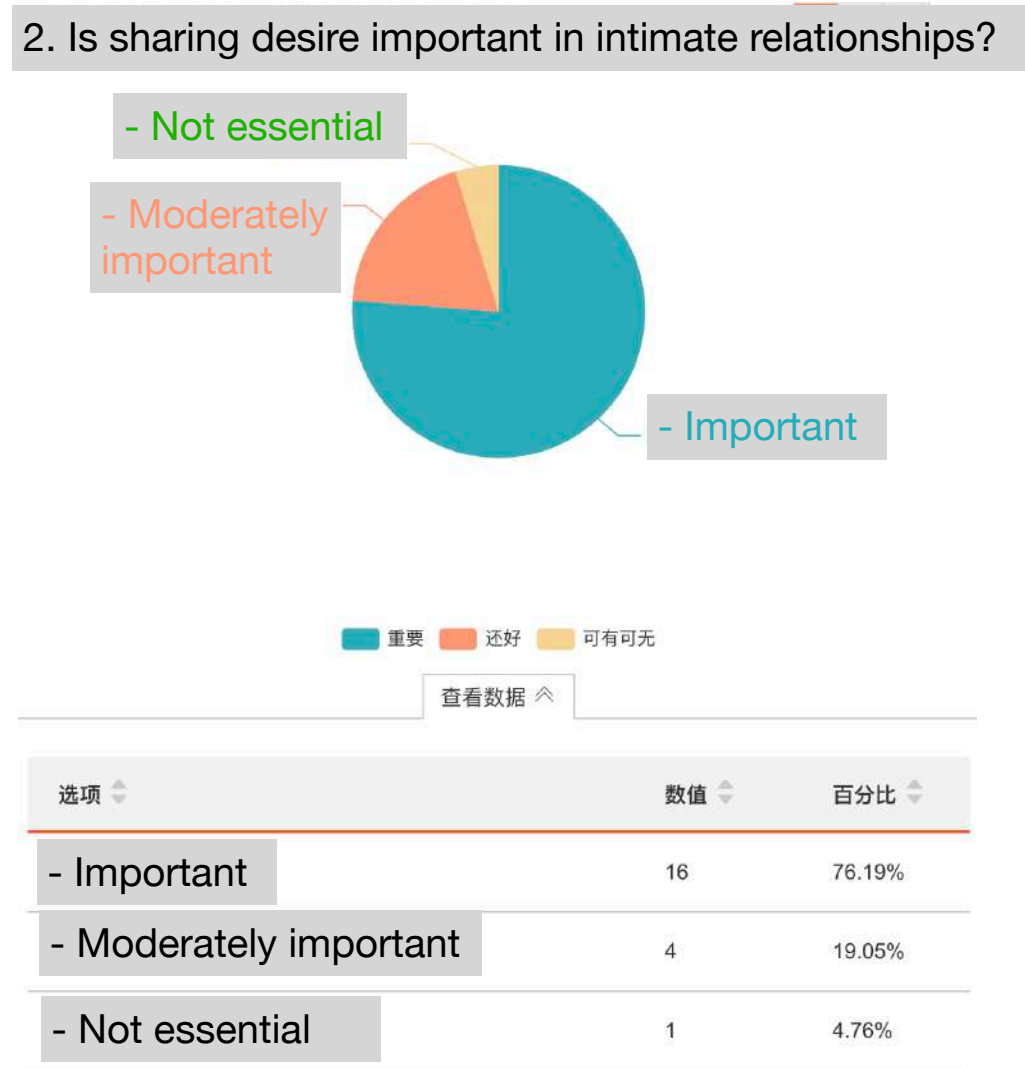
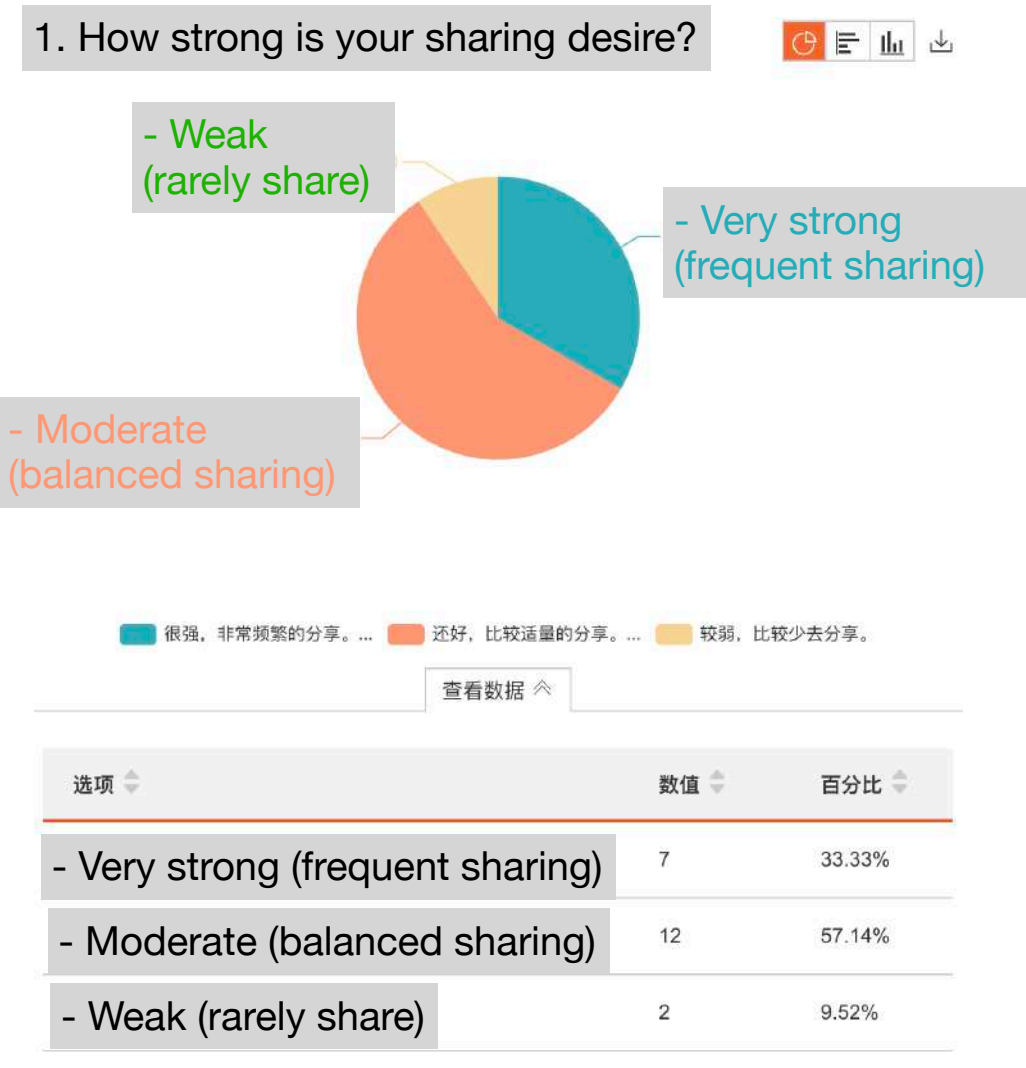
Data and analysis of questionnaire 1-3

CONNECTION——分享欲Sharing desire

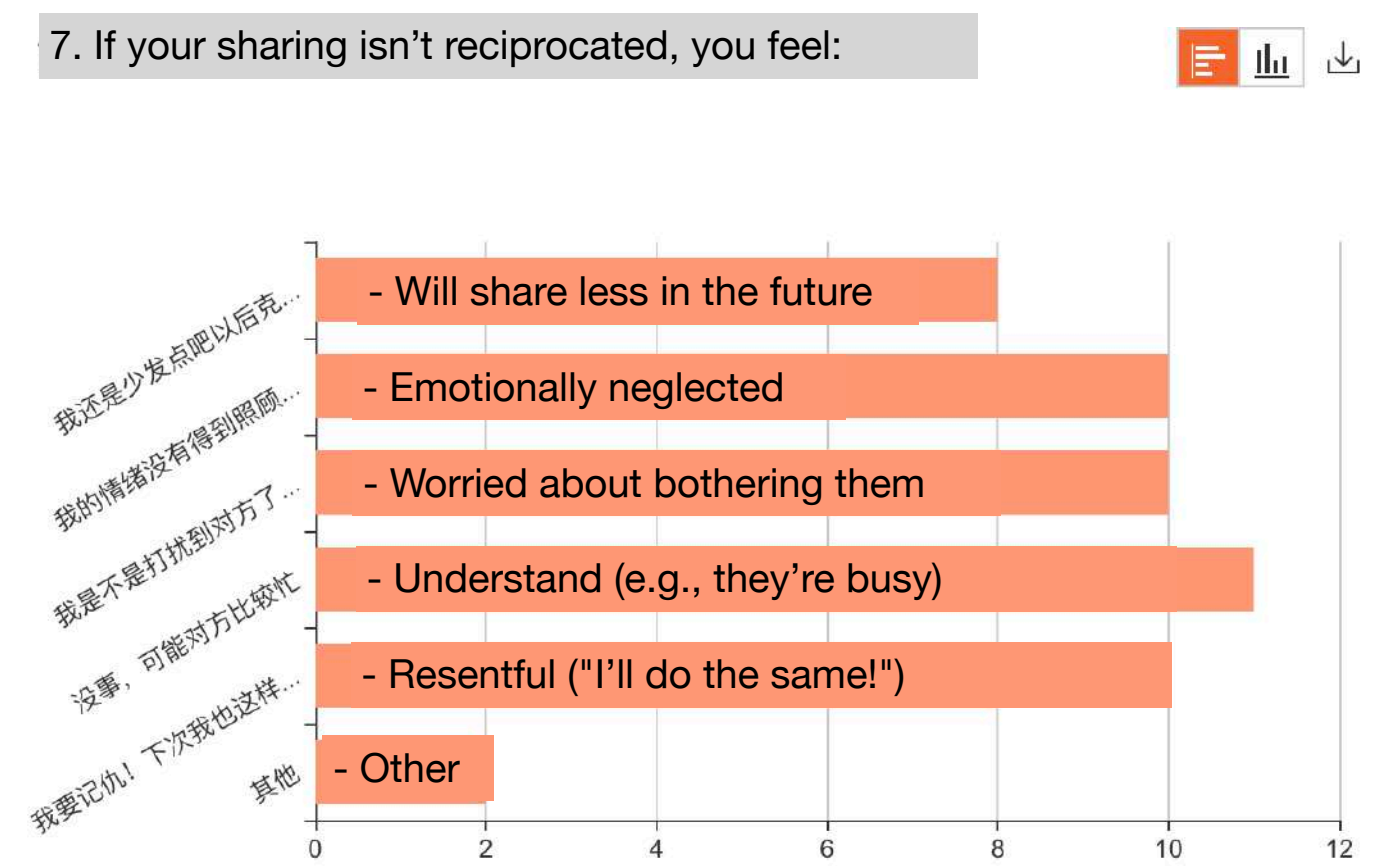
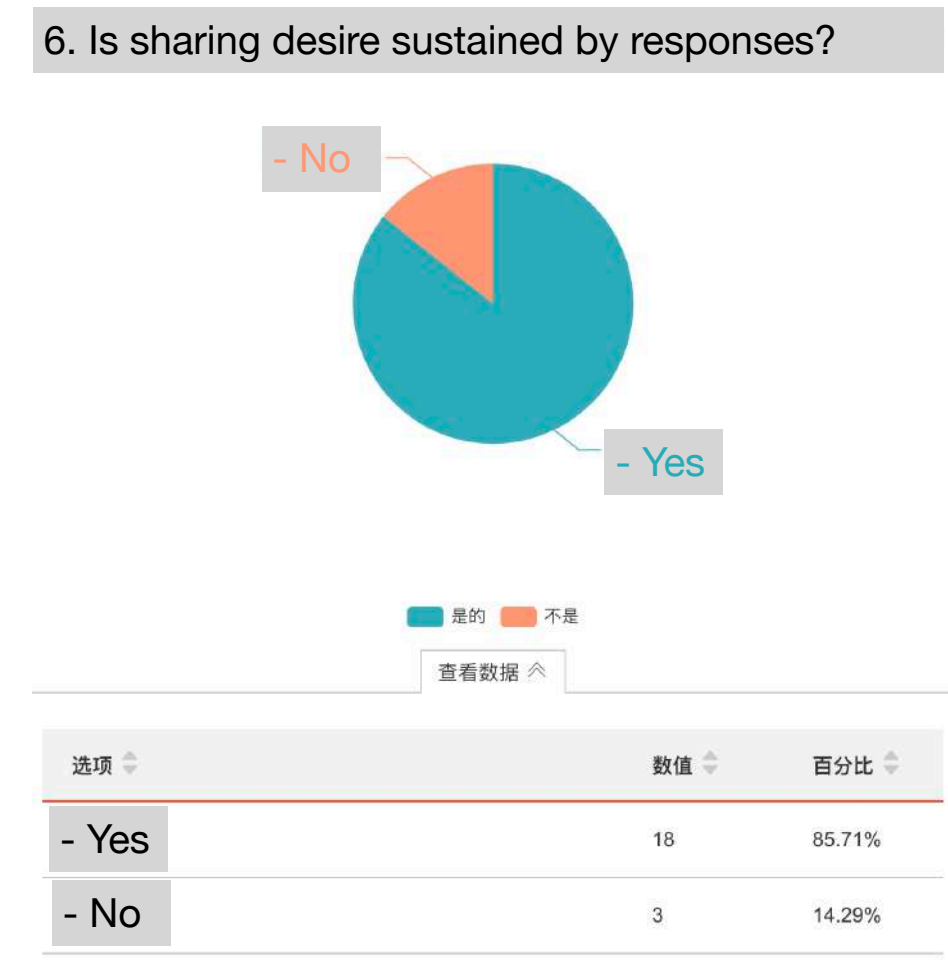
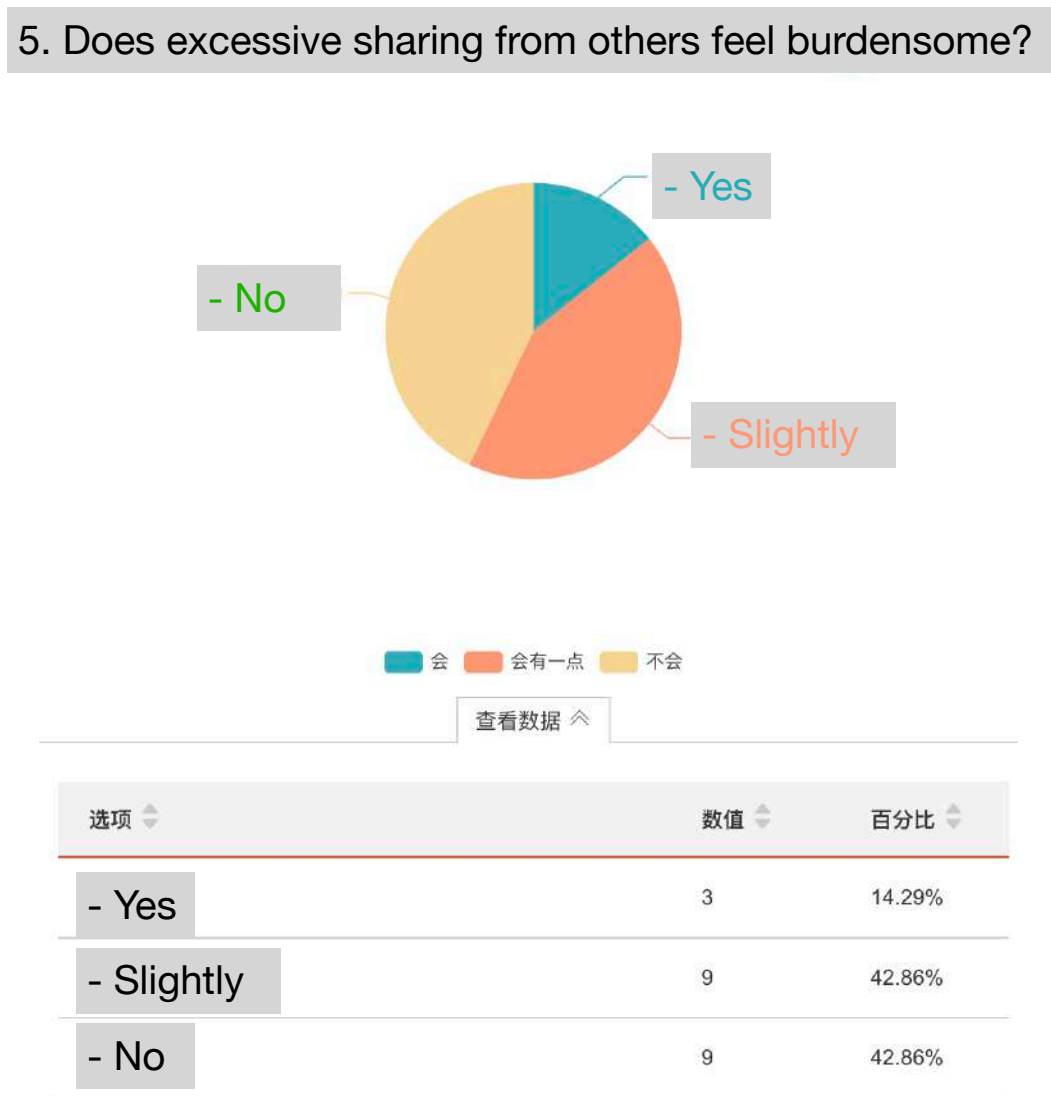
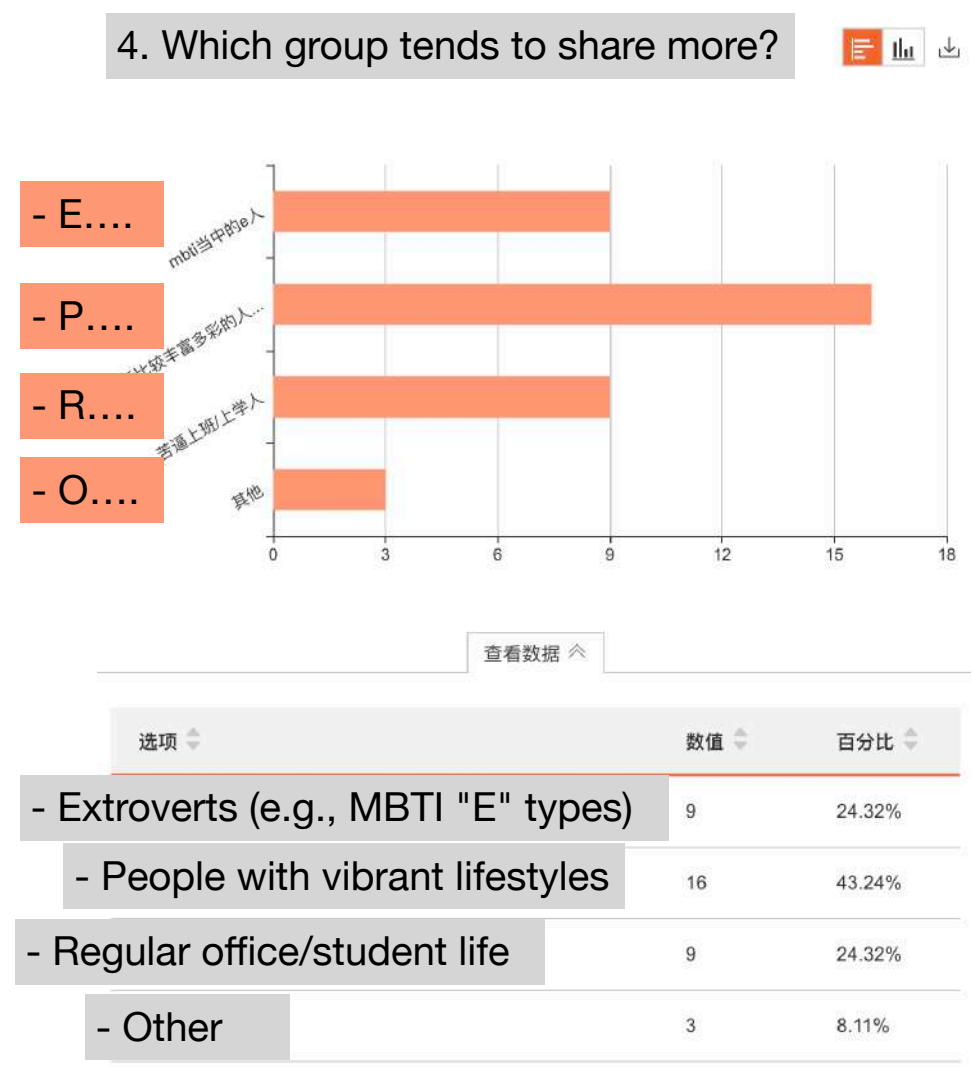
21 people reply my questionnaire

设置

CONNECTION——分享欲Sh...



Data and analysis of questionnaire 4-7



Data analysis of questionnaire survey

According to the data obtained from the questionnaire, the result of **question 2.3** is that sharing desire can establish emotional connection between people, so sharing desire can make people connect. And they asked people who they thought were more likely to share, because it was multiple choice, so each choice was chosen more or less equally, but there was one choice that was particularly popular among people who had a variety of lives. Although many people choose that option, I don't think that only people who have a rich life are more rich in sharing (like I don't do anything a day, just ride the subway I can send a lot of messages), I think everyone has a desire to share, just the difference between more and less. Therefore, the desire to share this thing regardless of the group, is a popular modern product, **everyone will be connected with the desire to share.**

Then, through the **5.6.7 question**, it is explained that the desire to share itself may be a responsibility for the shared person and has certain negative aspects. In **Question 7**, I listed a large number of negative emotions. It seems that many interviewers chose every option, so basically the number of each option is relatively average. If the desire to share often does not get a response, the sharer will have self-doubt, and feel anxious about worrying about their feelings to the other side, and the deeper level will let the sharer have a grudge, and then they will use the same way to respond to the other side's desire to share.

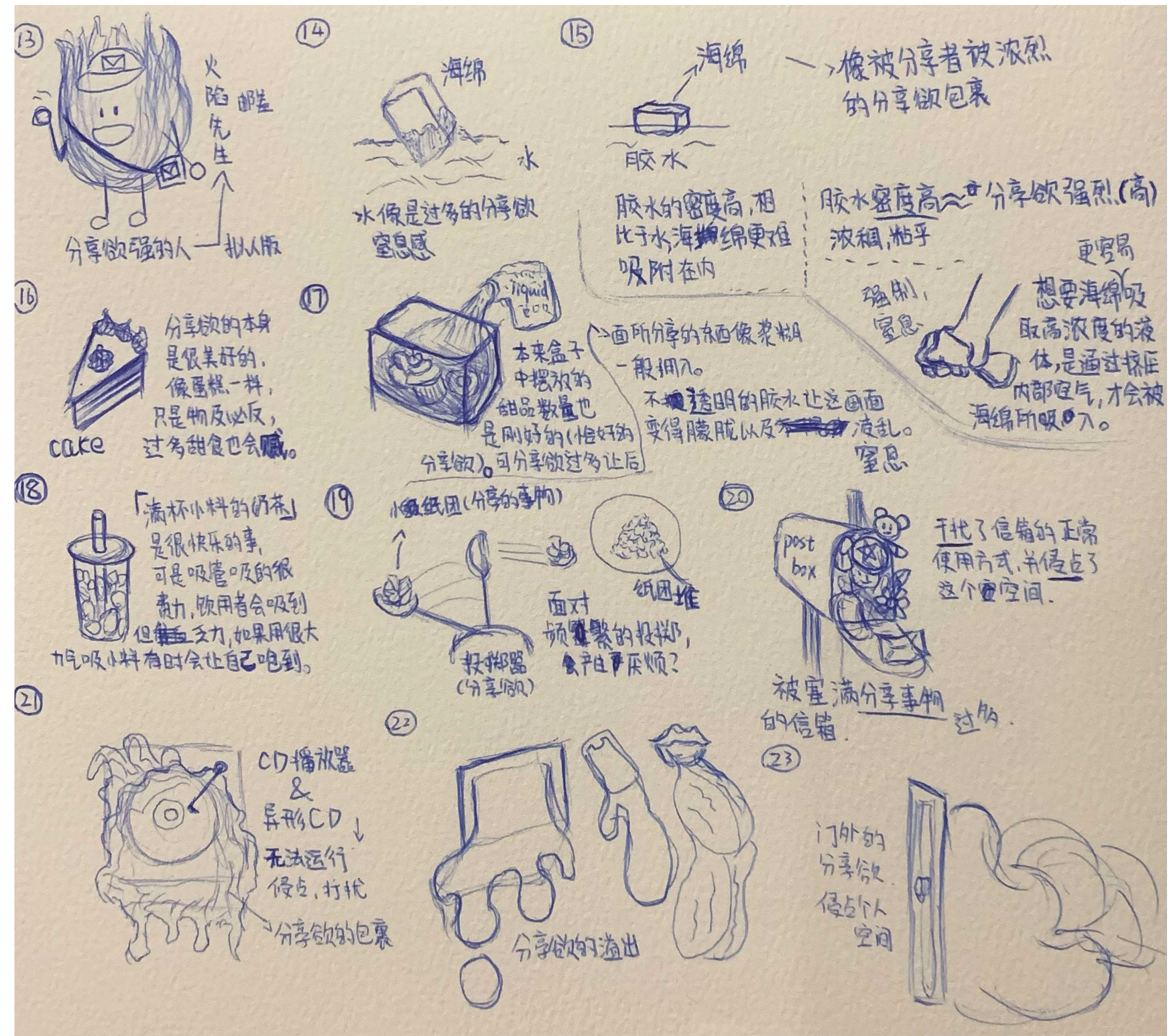
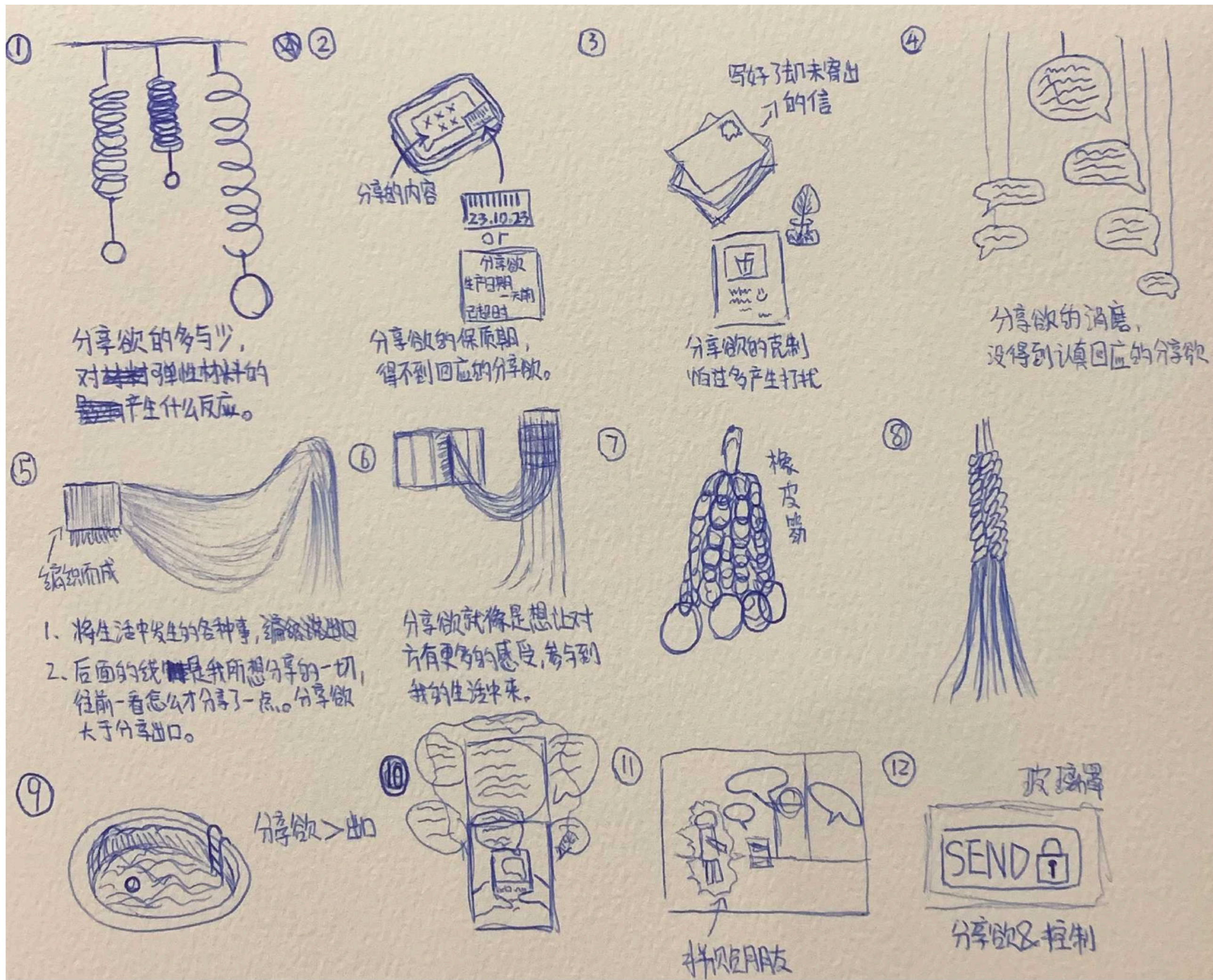
Let people feel that their emotions have not been taken care of, but also let the sharer's desire to share self-restraint afraid of disturbing the other side, will shake the connection between the two people and share the desire to recover the connection.

REFLECTION week 3

In this part of my work, I determined that my project intention was to make a work that would make people understand the double sides of the desire to share. The next step is to draw sketches, and try to produce some sketches that are more in line with your expectations through the preliminary theme exploration.


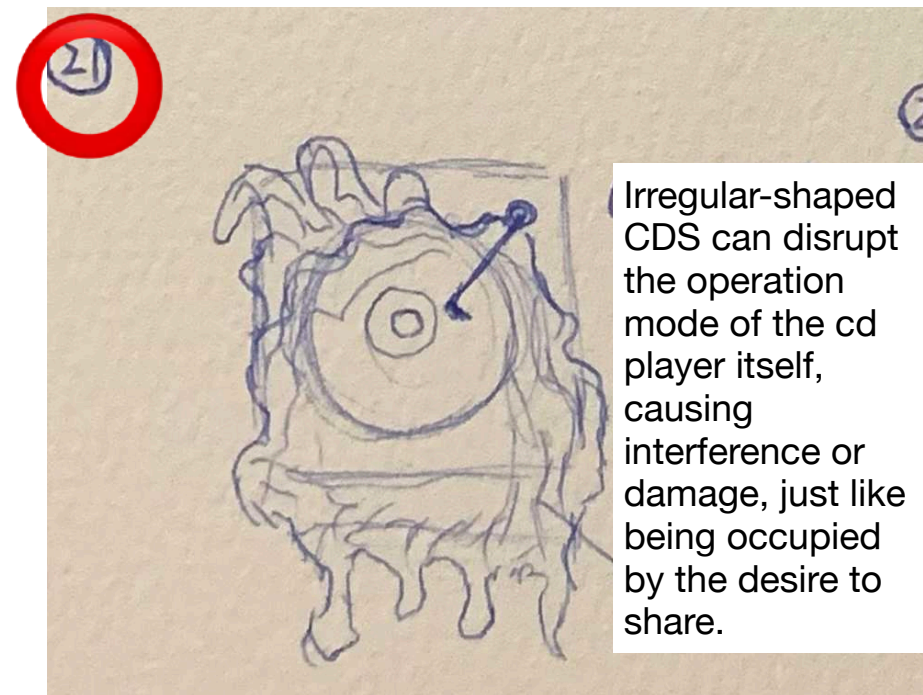

I think the desire to share should be a very beautiful thing, but the burden brought by too much sharing is a relatively stressful existence, making people feel that they are doing tasks

Some sketch of the final outcome



REFLECTION

I choose 16, 20, 21. These feels interesting.



Some own understanding :

Cut corners of acrylic sponge cake on the water. The angled cake is like a blend, a connection to the group. Cake is a beautiful way to share. The acrylic paint covers the top half of the sponge, and the bottom half is not covered. So the bottom half of the sponge will still inhale the water, but the top half of the sponge covered in acrylic paint will not allow the whole sponge to be submerged.

The alien cd on the player. The proliferation of sharing = the abnormalization of the cd, causing the cd player to fail to function, occupying and disturbing the functioning machine.

Mailbox stuffed with stuffed animals. Because the desire to share itself is good, so stuffed with some plush toys or small gifts, it looks very beautiful a picture. But this is actually too much to share the desire to let the other side too late to consult, so the formation of the phenomenon of accumulation, stuffed so that the other side can not start, I do not know from which to consult. It feels like the whole mailbox could fall off if you're not careful. Such behavior also interferes with the normal use of the mailbox and occupies this space.

Finally, two out of three. The directions expressed by the second and the third ones are similar, so I still plan to choose the second one. It seems very attractive to me. In the end, I felt that the first and second were novelty and interest, so I chose the acrylic paint cake and the special-shaped CD.

Then, on the basis of these two ideas, come up with some more ideas (if any).

Artist Learning Materials Try/Experiment (1)

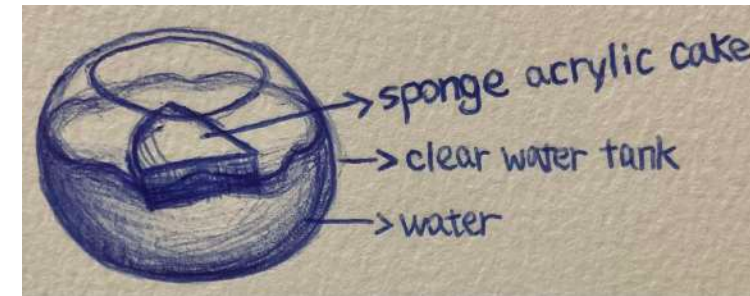
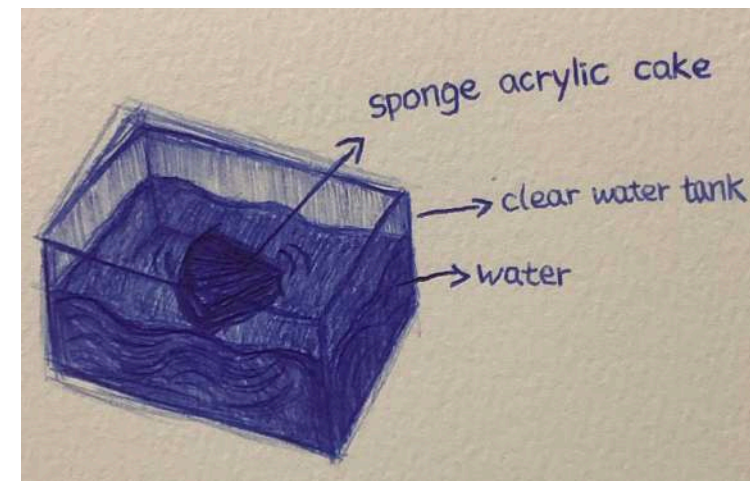


Lamentation Dance of the Sponges



OLGA LAH

These forms, though completely abstract, have an anthropomorphic quality, as if there were a dynamic dialectic between them, perhaps dancing or fighting. The feeling is even stronger when a person is walking around the set or between them. The way they lean or bend creates a sense of engagement in an interaction, whether with the audience or in a group.




This is my first sketch of the final shape of the acrylic cake. So I'm going to do a preliminary test on the sponge.

Reflection of Sponge experiment

This experiment is feasible in itself. However, since my subsequent idea changed from an acrylic paint cake to a pulp cake, the overall weight would increase by more than one degree. Therefore, for the sake of the safety of the work, I still think I reject the idea of this water-based acrylic cake.

Next...

After doing this experiment, I can discuss the shape of the cake and draw some sketches of the cake, Then experiment with the methods and materials for making cakes.




Cut a whole new sponge into pieces, select the flat and square part I want, and do the first color. After it dried, I was a little afraid that the propylene layer was not thick enough, and then I put on a second layer of propylene, and by the way, the tone was unified, and it was beautiful. After the sponges dried, they were placed in water. The sponges coated with propylene were indeed more likely to float on the surface of the water. Even if you poured water into the sponges specially coated with propylene, the whole sponge did not sink into the water.



← you can see here that this sponge is submerged in water, this is an uncoated sponge without a back. (My fingers are indicating the depth of the water, not acting on the sponge.)

tried to see if a sponge with a back could float on the water. →
It can float on the surface of the water, but the floating amplitude is not as large as the acrylic paint, and the top of the sponge with the back will still be soaked to some. (My hand is putting the sponge in, there is no force on the sponge)



Artist Learning Materials Try/Experiment (2)

Paper pulp making method:

- tear the paper towel into small pieces in hot water for a period of time
- then drain it out
- tear the drained paper towel
- add white glue and paint mix.



**finish
&
use**

When I first started making the cherries on the cake, I only used clay, which felt very boring. So I learned the material of this artist: pulp. This material can appropriately add texture, and the overall feeling will become very cute.



I experimented with paper pulp attached to clay, which showed a texture and did not fall off later.



Adam Frezza & Terri Chiao

《Paper Forest》

A series of painted papier-mache sculptures made from pulp, acrylic paint and painted paper explore the imagery of imaginary plants and geological formations through the accumulation of forms and materials.

Sculptural works made of paper, with strange shapes, seem to enter Alice's dream.

The elements of pulp were extracted from the works of this artist, and then I searched for how to make this type of pulp.

Reflection of Pulp experiment

The effect presented by the paper pulp is really good, at the beginning, I only dyed the clay. Later, I planned to use paper pulp to enhance the texture. Through experiments, I totally decide to use paper pulp in outcome.


Why use pulp as a material? Does it have any special meaning?

My theme is "Sharing desire," and what pulp means here is actually the desire to share itself. Because I will organize and print the chat records that my friends share with me, and make them into pulp, which becomes the most important language in my art installation.

Next...

It is planned to use the results of this experiment to test the finished product first, and then study some methods to make the characteristics of the pulp more obvious (perhaps less acrylic pigment will make the content of the pulp more obvious).

Artist Learning Materials Try/Experiment (3)



Spoonbridge and Cherry. 1988




Floor Burger. 1962

Claes Oldenburg

Claes Oldenburg is known for his bold transformations of everyday objects, and his work is both interesting and impressive.

He uses unexpected materials and dimensions to create the most ordinary and common things in life, placing them in new contexts and scenes to guide people to re-understand the world they live in.



This is a sketch of different type of cake.

I will choose the cake that is the most concrete, the cake that best fits people's stereotype of cake at first glance.


I chose the top form of cake, and here's what it looks like with some fluid added.



The Store. 1961



Floor Cake. 1962



Then I bought a cake shop scraper and some large sponges for making cake scraping cream.



1. make a cut

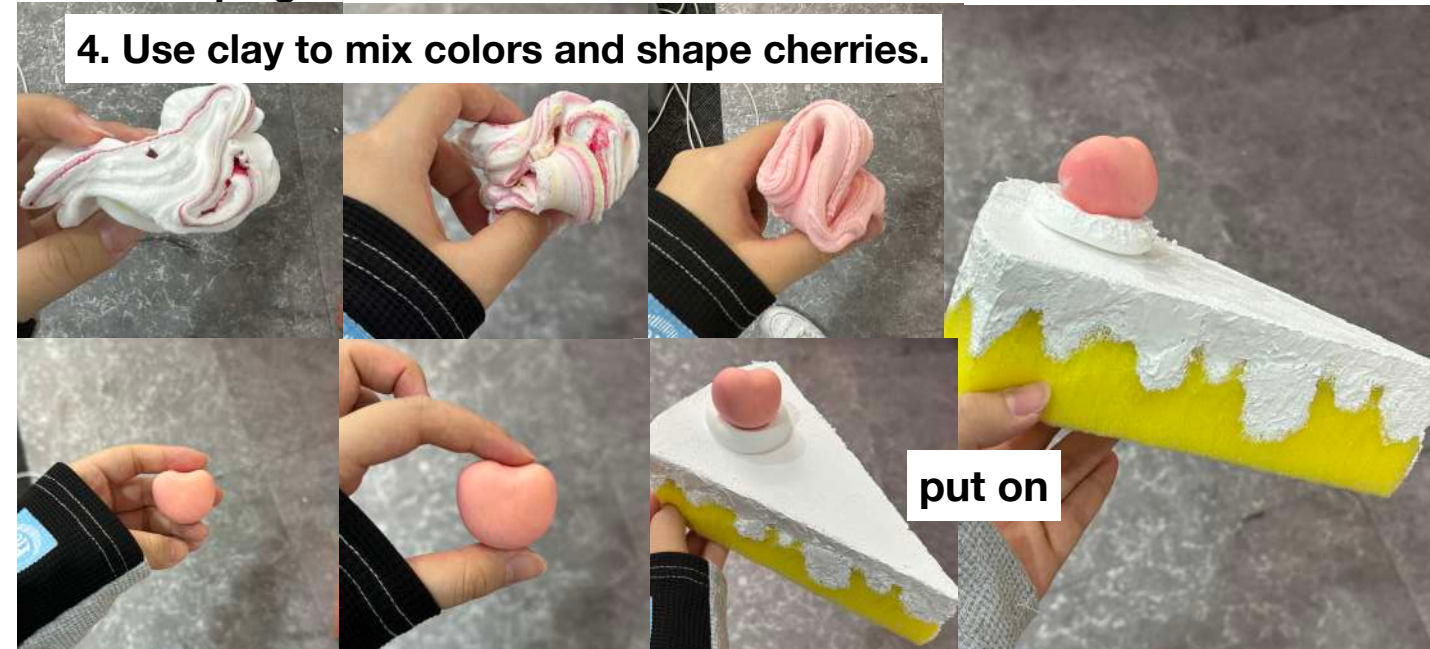


2. Use white acrylic for coloring

2-3 coats of paint (More smooth and flat)




3. Clay was used to make the base of the cream



4. Use clay to mix colors and shape cherries.

put on



5. The effect after adding pulp

The effect after adding the paper pulp is actually very good, the texture generated by the paper pulp looks hairy, and also makes the cake look more three-dimensional, and the flow edge next to the cake seems to really flow down.

Reflection of cake experiment

I learned from this artist and used the presentation form of the work: cake.

I first applied several layers of propylene as "cream", and then used the paper pulp from the previous experiment to cover it twice. But I feel that there is a lack of a sense of sharing, as I said before, the characteristics of the pulp are not clear enough, the cream is not thick enough, and it feels thin.


Next...

Although the cake is beautiful now, I think it is not enough to express the double-sided desire to share, but it is still a little too beautiful. The next thing to study is how to make the pulp present an obvious effect in this work, so that this work is slightly double-sided.

Artist Learning Materials Try/Experiment (4)



Ju Ting
+ -020218, 2018
Acrylic wood 127 x
155 cm




Ju Ting

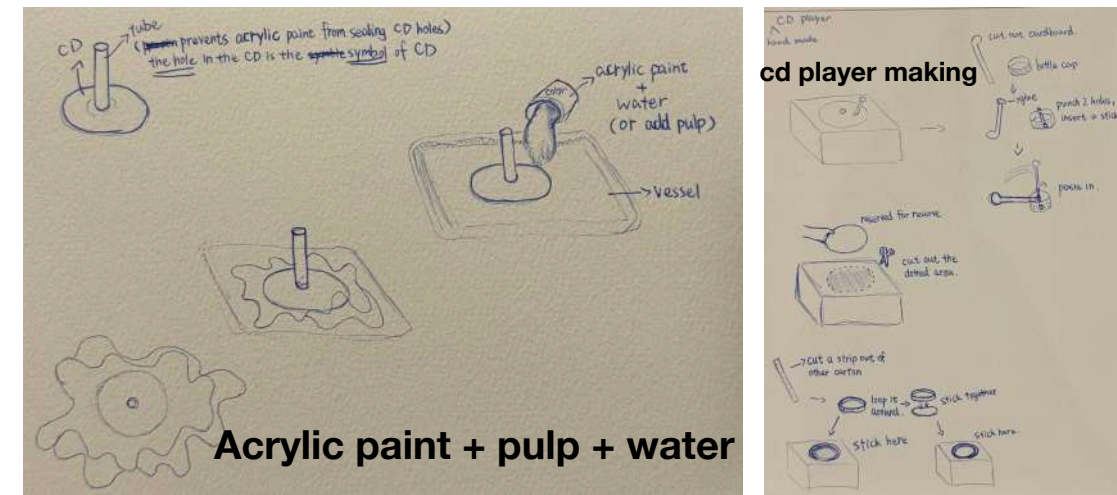
Ju Ting
《Untitled》
Acrylic wood
167x133x12cm
2019

Ju Ting's work has always focused on the purity of materials and language. Handwork, material and space are the important characteristics of Ju Ting's painting. This makes her work difficult to define: it is both a process of painting and a process of shaping.

When I thought of the irregular-shaped cd, the first thing that came to my mind was the liquid-like pigment. At that time, I imagined it should be feasible, so I found this artist for research and learning.



I drew sketches of irregular-shaped CDS made of different materials. No matter how interesting the other materials were, I still chose the one that was the easiest to implement, using pigments.



The final effect is so-so, the acrylic paint is still thin after drying, not the thick feeling I want, so **I gave up this point.**

PLAN B


Cover a box shaped like a cd player with clay.



Then some color tests were carried out using propylene



Use clay to shape and get the thick effect I want.



just enough to fit in



Determination of the final form.



Finally, I chose to use such a light color. If I need to change it later, it won't look too conspicuous.


Reflection of CD & CD player experiment

The key point of this part of the experiment is to determine the demonstration of the CD device. Then I tried some colors. Although they were very beautiful, they might affect subsequent changes, so I chose the safe light blue first.

Next...

I plan to enlarge the elements of the CD because the large piece of clay in front of the CD hides these functions. It looks very cute, but more like a 3D pool. So in the next step, I will better present the elements of cd and pulp in this cd player.

Development of Final Outcome 1



The acrylic pigment added to the pulp, if I add more, it is easy to cover the original color of the paper, and I can only see the texture of the pulp. **But I want the pulp of the chat records to become an important language of the work, I need to show some of the content of the pulp.**



This time I organized and printed out the chat records, and used the shredder to cut the work (which was more uniform and efficient).




The same method was used to make the paper pulp, but in order not to obscure the color of the paper pulp itself, I did not put acrylic paint in the process of making this time.



The pulp produced this time is completely different from the previous one, which is a big change. The feeling of pulp is very obvious, and it is a very pulp "cream", which looks a bit like a cake with the taste of Oreo from a distance.

← If you look closely, you can even see the words in the chat logs.

I have collected the chat records of the messages my friends usually send me ↓



Reflection

This layer of pulp is very thick, which is the thick feeling that I like, and then it is really a little weight in the hand, so the previous expectation is not quite established, and the reason why it should be placed on the water is because the simple propylene is still relatively light and easier to achieve.

But now with very thick paper pulp the weight of the cake goes straight up, so the idea of a surface cake in the front is abandoned. Now it's a sculptural installation.


Development of Final Outcome 2



What I did here was very simple, I just pasted the cd right in the middle, and then I planned to use paper pulp around it to mask the original color of the clay.



The features of the cd are covered by clay, only the hole in the middle, so I intend to enhance the features of the cd, so that the appearance of the cd will be revealed.




Reflection

This may be a bit direct, but maybe it's a way to understand what I'm trying to say without beating around the bush? I guess. The pulp here behaves like a jumble, a bit like a malfunctioning TV Mosaic, and then a little bit outside the cd player, it spills.

finished product display

I made a series of installations called "Total Sugar". My theme is the desire to share, and the purpose of this work is to show the two-sided nature of the desire to share, and to provoke people to think about the desire to share. Because the desire to share itself is a very beautiful existence, so when choosing the way to show it, I also chose two items that can bring people a good mood. One thing that both installations have in common is the use of paper pulp as a common factor in the series, and the very thick coating of paper pulp makes the two works look heavier.



Why is it called "Full Sugar"? Because the taste of sugar will make people feel happy, very sweet feeling. But if there is too much sugar, it will make people feel greasy. I think it is very similar to the desire to share, the right amount of desire to share will make people feel very happy, but too much desire to share is like a cup of sugar milk tea as sweet, too sweet will be greasy, you will want to eat a little salty things.

