

Process of flight bath


haneigou
Kichijoji, tokyo

haneigou Many people are curious to know the steps I take to paint, so I've organized the photos I recorded earlier. I'm actually very spontaneous when I create, I don't get too hung up on whether the shape is right or not, after deconstructing an object, I'll put together what I want to express in the form of fragments. So it will be a gradual process of refining the shapes or the real parts.

Finally I thank you very much for loving my work.

#paninkhoo
#pigment
#japanesestylepainting
#art
#artwork
#painting
#drawing
#modernart#landscape

21 March


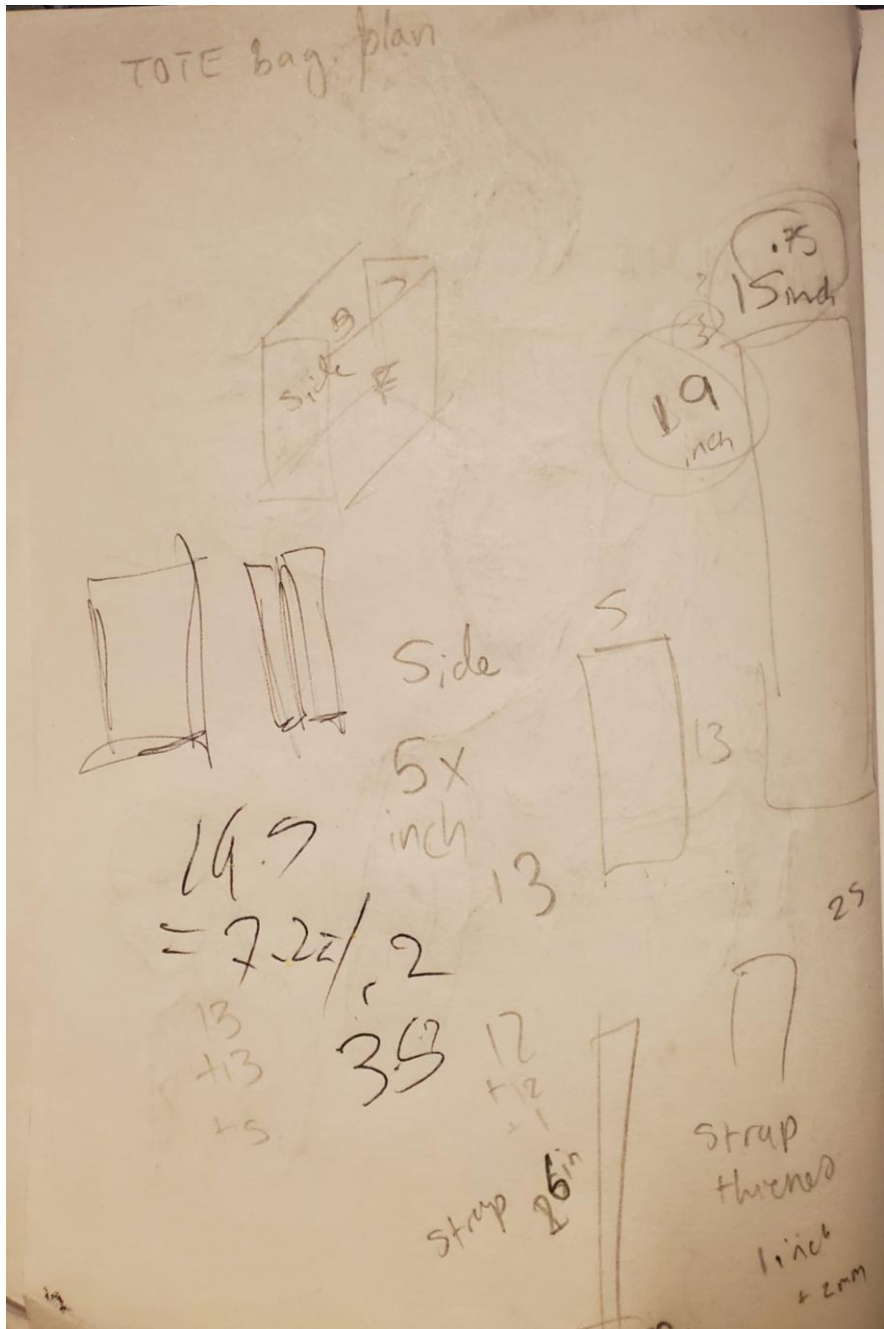


Inspiration

When creating my ideas for my Tote bag I knew that I wanted to draw inspiration form the current trend of decorating bags and how it shows peoples ideologies with the pins they have on their bag.





Because of this I used a lot of reference pictures of panthers the animal and political party. I wanted something very colourful that it would catch the eye.



Sketches



I had started out with a few sketches and then went digital to do a full mock up for the design of the bag and then also created the measurements of the bag as it was hand sewn, I decided this because people's political views are what they curate and has a personalness about them and uniqueness.








I cut out the bag sewed it together then cut out the straps then realised the straps where two short, so I decided to just double the length and sewed them together.

PROCCES




Digital sketch





Because of the theme of Maximalism that is prevalent in my work I wanted to add badges to my work I used polymer clay on the watermelon pin hat is frequently used to represent Palestine currently and a black panther badge I recycled. I used acrylic for the badge and then used a fine liner to get the smaller details



Process



As the final product I added some pins and added a piece of fabric that had been dyed by my mother on the handle to help adjust the length as the straps were very long.

I really like how the bag turned out I do prefer how the digital mock up turned out, but I am satisfied by this .

I added some symbols related to revolution and revolt so the feminism symbol, BLM fist , Palestine watermelon, red handprint to represent the missing and murdered women of Native America , jail bars to indicate the unjust imprisonment of minorities.

I mimicked the way that @haneigou on Instagram added subtle imagery in their tigers' stripes and the surrounding area. I used a textured sponge and a toothbrush alongside my brushes to create these textures.

